



RESOLUTION NO. 2021-80
RESOLUTION NO. PFA-02
ORDINANCE NO. 2021-02

AGENDA

OUR MISSION

Protect, enhance, and develop Calaveras County's water resources and watersheds to provide safe, reliable, and cost-effective services to our communities.

Regular Board Meeting
Wednesday, November 10, 2021
1:00 p.m.

Calaveras County Water District
120 Toma Court
San Andreas, California 95249

All members of the public participating in the meeting via teleconference will be given the opportunity to provide public comment.

Microsoft Teams meeting

Join on your computer or mobile app

[Click here to join the meeting](#)

Or call in (audio only)

[+1 689-206-0281,,481318333#](#) United States

Phone Conference ID: 481 318 333#

In compliance with the Americans with Disabilities Act, if you need special assistance to participate in this meeting, please contact the Administration Office at 209-754-3028. Notification in advance of the meeting will enable CCWD to make reasonable arrangements to ensure accessibility to this meeting. Any documents that are made available to the Board before or at the meeting, not privileged or otherwise protected from disclosure, and related to agenda items, will be made available at CCWD for review by the public.

ORDER OF BUSINESS

CALL TO ORDER / PLEDGE OF ALLEGIANCE

1. **ROLL CALL**

2. **PUBLIC COMMENT**

At this time, members of the public may address the Board on any non-agendized item. The public is encouraged to work through staff to place items on the agenda for Board consideration. No action can be taken on matters not listed on the agenda. Comments are limited to three minutes per person.

BOARD OF DIRECTORS

Jeff Davidson, President
Scott Ratterman, Director

Cindy Secada, Vice President
Bertha Underhill, Director

Russ Thomas, Director

3. CONSENT AGENDA

The following items are expected to be routine / non-controversial. Items will be acted upon by the Board at one time without discussion. Any Board member may request that any item be removed for later discussion.

- 3a Approval of Minutes for the Board Meeting of October 26, 2021
(Rebecca Hitchcock, Clerk to the Board)
- 3b Review Board of Directors Monthly Time Sheets for October 2021
(Rebecca Hitchcock, Clerk to the Board)
- 3c Ratify Claim Summary #596 Secretarial Fund in the Amount of \$1,672,875.71 for October, 2021
(Rebecca Callen, Director of Administrative Services) **RES 2021-_____**
- 3d Re-Authorizing Remote Teleconference Meetings of the Board of Directors of The Calaveras County Water District for the Period November 10, 2021 thru December 10, 2021 Pursuant to AB 361 **RES 2021-_____**

4. NEW BUSINESS

- 4a Discussion regarding the Lake Tulloch Shores Infrastructure
(Poker Flat Homeowners Association)
- 4b Discussion/Action regarding Creation of an Underground Utility Crew
(Damon Wyckoff, Director of Operations)
 - Approving the Side Letter Agreement with SEIU Local 1021 **RES 2021-_____**
 - Amending the Fiscal Year 2020-21 Personnel Allocation **RES 2021-_____**

5. REPORTS

- 5a Report on the October 2021 Operations and Engineering Departments
(Damon Wyckoff, Director of Operations)
- 5b* General Manager's Report
(Michael Minkler)

6.* BOARD REPORTS / INFORMATION / FUTURE AGENDA ITEMS

7. NEXT BOARD MEETINGS

- Wednesday, December 8, 2021, 1:00 p.m., Regular Board Meeting
- Wednesday, December 22, 2021, 1:00 p.m., Regular Board Meeting (Pending cancellation)

8. CLOSED SESSION

- 8a Negotiations with Employee Organization SEIU Local 1021 Government Code § 54957.6
Agency Negotiators: General Manager, Michael Minkler and HR Manager, Stacey Lollar
- 8b Conference with Legal Counsel-Anticipated Litigation
Significant Exposure to Potential Litigation - Government Code § 54956.9(d)(2)-1 case

*No information included in packet

9. **REPORTABLE ACTION FROM CLOSED SESSION**

10. **ADJOURNMENT**



CALAVERAS COUNTY WATER DISTRICT

Board of Directors

District 1 Scott Ratterman
District 2 Cindy Secada
District 3 Bertha Underhill
District 4 Russ Thomas
District 5 Jeff Davidson

Financial Services

Umpqua Bank
US Bank
Wells Fargo Bank

CCWD Committees

*Engineering Committee
*Finance Committee
*Legal Affairs Committee
CCWD/CPUD Coordination Committee

Joint Power Authorities

ACWA / JPIA
CCWD Public Financing Authority
Calaveras-Amador Mokelumne River Authority (CAMRA)
Calaveras Public Power Agency (CPPA)
Eastern San Joaquin Groundwater Authority
Tuolumne-Stanislaus Integrated Regional Water
Management Joint Powers Authority (T-Stan JPA)
Upper Mokelumne River Watershed Authority (UMRWA)

Other Regional Organizations of Note

Calaveras LAFCO
Calaveras County Parks and Recreation
Committee
Highway 4 Corridor Working Group
Mountain Counties Water Resources
Association (MCWRA)
Mokelumne River Association (MRA)
Tuolumne-Stanislaus Integrated Regional Water
Mgt. JPA Watershed Advisory Committee (WAC)
Eastern San Joaquin Groundwater Authority-Technical
Advisory Committee

Legal Counsel

Matthew Weber, Esq.
Downey Brand, LLP

Auditor

Richardson & Company, LLP

Membership**

Davidson / Thomas (alt. Secada)
Underhill / Secada (alt. Thomas)
Ratterman / Davidson (alt. Thomas)
Ratterman / Secada

Ratterman (alt. Michael Minkler)
All Board Members
Ratterman / Underhill (alt. Secada)
Michael Minkler (Alt. Brad Arnold)
Thomas
Secada (alt. Thomas)
Davidson (alt. Ratterman)

Ratterman / Thomas
Thomas (alt. Ratterman)


Thomas / Underhill
All Board Members

All Board Members
Brad Arnold

Brad Arnold

* Standing committees, meetings of which require agendas & public notice 72 hours in advance of meeting.

** The 1st name listed is the committee chairperson.



RESOLUTION NO. 2021-77
RESOLUTION NO. PFA-02
ORDINANCE NO. 2021-02

MINUTES

CALAVERAS COUNTY WATER DISTRICT REGULAR BOARD MEETING

OCTOBER 26, 2021

Directors Present: Jeff Davidson, President
Cindy Secada, Vice-President
Scott Ratterman, Director
Bertha Underhill, Director
Russ Thomas, Director

Staff Present: Michael Minkler, General Manager
Matt Weber Esq, General Counsel
Rebecca Hitchcock, Clerk to the Board
Stacey Lollar, Human Resources Manager
Damon Wyckoff, Director of Operations
Brad Arnold, Manager of Water Resources
Pat Burkhardt, Construction and Maintenance Manager
Jessica Self, External Affairs Manager
Charles Palmer, District Engineer
Patti Christensen, Accountant II
Kate Jesus, Engineering Coordinator
Tiffany Burke, Administrative Technician Sr.

Others Present: None

ORDER OF BUSINESS

CALL TO ORDER / PLEDGE OF ALLEGIANCE

1. ROLL CALL

President Davidson called the Regular Board Meeting to order at 1:02 p.m. and led the Pledge of Allegiance. All Board members were present.

2. PUBLIC COMMENT

There was no public comment.

3. CONSENT AGENDA

**MOTION: Directors Thomas/Underhill–Approved Consent Agenda Items:
3a and 3b as presented.**

3a Approval of Minutes for the Board Meetings of September 22 and October 13, 2021
(Rebecca Hitchcock, Clerk to the Board)

3b Report on the Monthly Investment Transactions for September 2021
(Rebecca Callen, Director of Administrative Services)

PUBLIC COMMENT: There was no public comment.

AYES: Directors Thomas, Underhill, Ratterman, Secada, and Davidson

NOES: None

ABSTAIN: None

ABSENT: None

4. NEW BUSINESS

4a Discussion/Action regarding Approval of Side Letter Agreement with Employee Organization SEIU Local 1021 and Management and Confidential Unit MOU's
(Stacey Lollar, Human Resources Manager)

Approval of Side Letter Agreement with Management and Confidential Unit

RES 2021-77

Approval of Side Letter Agreement with Employee Organization SEIU Local 1021

RES 2021-78

**MOTION: Directors Underhill/Thomas - Adopted Resolutions 2021-77 and 2021-78
Approving Side Letter Agreements with the Management Confidential
Unit and Employee Organization SEIU Local 2021 in one unified motion**

DISCUSSION: Ms. Lollar stated as management worked through the implementation of the new SEIU Local 1021 MOU and the Management and Confidential MOU, several situations had occurred to require a change in language under the Health Benefits sections for the MOUs. She listed the required changes:

- 1) CalPERS health plans – beginning with the 2022 health plan year CalPERS is eliminating the PERS Choice plan which the MOUs reference in defining the District's and employee's cost of premium share. The proposed change simply updated the plan name to PERS Platinum, to be consistent with CalPERS, beginning January 1, 2022.
- 2) Life Insurance – a typo was discovered regarding the benefit. The District provides a life insurance policy of two times an employee's annual salary not two and a half times. There is no change in the benefit.
- 3) Retiree Medical – language has been added to clarify the intent of the benefit.
- 4) ICMA VantageCare – previous MOU's for both the SEIU and MCU bargaining units included a medical/dental reimbursement benefit which was based on a calendar year. With the adoption of the new MOU's that benefit was removed and instead employees will be provided an employer contribution per pay period into their ICMA Vantage Care account in lieu of the previous benefit. Because the previous benefit was based on a calendar year it created confusion on whether the benefit was still available for employees for services rendered prior to the new MOUs. The District and bargaining units met and agreed to delay the \$15

employer contribution to the employee ICMA VantageCare accounts until the first pay period in January.

PUBLIC COMMENT: There was no public comment.

AYES: Directors Underhill, Thomas, Ratterman, Secada, and Davidson
NOES: None
ABSTAIN: None
ABSENT: None

4b Discussion/Action regarding Authorization of Remote Teleconference Meetings for the Board of Directors during the Period of October 26, 2021, thru November 25, 2021, Pursuant to AB 361
(Michael Minkler, General Manager) **RES 2021-79**

MOTION: Directors Ratterman/Secada-Adopted Resolution 2021-79 Authorizing Remote Teleconference Meetings for the Board of Directors during the Period of October 26, 2021, thru November 25, 2021, Pursuant to AB 361

DISCUSSION: Mr. Minkler explained the District is required to adopt a resolution allowing teleconferencing for meetings under the modified Brown Act Provisions. This will have to be adopted every thirty days while a State Disaster Declaration is in place. There was brief discussion about the item and the Board recommended the next resolution be added as a consent item.

PUBLIC COMMENT: There was no public comment.

AYES: Directors Underhill, Thomas, Ratterman, Secada, and Davidson
NOES: None
ABSTAIN: None
ABSENT: None

5. **REPORTS**

5a General Manager's Report
(Michael Minkler)

DISCUSSION: Mr. Minkler reported on the following activities: 1) the Groundwater Sustainability Agency meeting; 2) the Calaveras Public Power Agency meeting; 3) he attended the Poker Flat Homeowners Association meeting on Saturday with Director Thomas and Damon Wyckoff; 4) the Board meeting of November 24th will be cancelled due to the Thanksgiving holiday and asked if the Board preferred to keep the November 10th meeting or select a different date; and 5) a status update on the meter replacement project and the Tyler software implementation.

6. **BOARD REPORTS / INFORMATION / FUTURE AGENDA ITEMS**

Director Underhill asked about the status of the County redistricting process and the Copper Cove funding.

Director Thomas reported on the Poker Flat Homeowners Association meeting and also inquired on the redistricting process.

Director Ratterman had nothing to report.

Director Secada had nothing to report.

Director Davidson had nothing to report.

7. NEXT BOARD MEETINGS

- Wednesday, November 10, 2021, 1:00 p.m., Regular Board Meeting
- Wednesday, November 24, 2021, 1:00 p.m., Regular Board Meeting (Pending cancellation)

8. CLOSED SESSION

The meeting adjourned into Closed Session at approximately 1:30 p.m. Those present were Board Members: Jeff Davidson, Russ Thomas, Bertha Underhill, Cindy Secada, and Scott Ratterman; staff members Michael Minkler, General Manager, Stacey Lollar, Human Resources Manager (for item 8a), Brad Arnold, Manager of Water Resources (for item 8b), Jeff Meyer, Western Hydrologics (for item 8b), Dave Cameron, Special Counsel (for item 8b), and Matt Weber, General Counsel.

- 8a Negotiations with Employee Organization SEIU Local 1021 Government Code § 54957.6
Agency Negotiators: General Manager, Michael Minkler and HR Manager, Stacey Lollar
- 8b Conference with Legal Counsel-Anticipated Litigation
Significant Exposure to Potential Litigation - Government Code § 54956.9(d)(2)-3 cases

9. REPORTABLE ACTION FROM CLOSED SESSION

The Board reconvened into Open Session at approximately 3:56 p.m. There was no reportable action.

10. ADJOURNMENT

With no further business, the meeting adjourned at 3:56 p.m.

Respectfully Submitted:

ATTEST:

Michael Minkler
General Manager

Rebecca Hitchcock
Clerk to the Board

Agenda Item

DATE: November 10, 2021
TO: Michael Minkler, General Manager
FROM: Rebecca Hitchcock, Clerk to the Board
SUBJECT: Review Board of Directors Time Sheets for October 2021

RECOMMENDED ACTION:

For information only.

SUMMARY:

Pursuant to direction from the Board of Directors, copies of the Board's monthly time sheets from which the Board is compensated from, are included in the monthly agenda package for information. Attached are copies of the Board's time sheets for the month October 2021.

Board Members can be reimbursed for mileage cost to travel to meetings/conferences and are paid at the current IRS rate.

FINANCIAL CONSIDERATIONS:

Monthly compensation and mileage reimbursement costs are included in the FY 21-22 budget.

Attachments: Board of Directors Time Sheets for October 2021

CALAVERAS COUNTY WATER DISTRICT
2021 DIRECTOR REIMBURSEMENT FORM

For Admin Use	Payroll Expense	<input checked="" type="radio"/>	Month/Yr	Oct-21
			Name	Jeff Davidson

Activity Date	Meeting or Other Expense Description	Designated Rep.		Association List		Prior Approval		Cost		Total Miles
		Yes	No	Yes	No	Yes	No	Meeting	Expense	
6-Oct	CCWD Legal Affairs Committee Meeting							120		28
13-Oct	Regular Board Meeting							120		28
26-Oct	Regular Board Meeting							120		28
Total	<i>For Totals line, multiply miles by the IRS rate:</i>	1/1/2021	\$0.560						0	84
<i>Pursuant to Board Policy 4030, receipts required; report /materials required.</i>						Totals (use IRS mileage rate)		\$360.00	\$0.00	\$47.04
<p>The undersigned, under penalty of perjury states: This claim and the items set forth herein are true and correct; that expenses incurred, meetings attended and business conducted are necessary to District affairs; that this claim is proper and within the scope of California Water Code Section 20200 et seq, and District Ordinance 2015-02; that the service was actually rendered; and that the amount(s) herein are justly true.</p>						<p>Signature of Claimant:</p> <p>Jeff Davidson</p>				
Administrative Review: <u><i>[Signature]</i></u>						Date: <u>10/29/21</u>		Orig to Finance Dept.		

**CALAVERAS COUNTY WATER DISTRICT
2021 DIRECTOR REIMBURSEMENT FORM**

For Admin Use Payroll Expense

Month/Yr October 2021
Name S. Ratterman

Activity Date	Meeting or Other Expense Description	Designated Rep.		Association List		Prior Approval		Cost		Total Miles
		Yes	No	Yes	No	Yes	No	Meeting	Expense	
10-6	CCWD Legal Affairs Comm.							\$120.-		7
10-13	Reg. CCWD Meeting							120.-		7
10-26	Reg. CCWD Mts. - virtual							120.-		0
Total		For Totals line, multiply miles by the IRS rate: 1/1/2021 \$0.560						\$360.-	0	14 0
Pursuant to Board Policy 4030, receipts required; report /materials required.				Totals (use IRS mileage rate)				360.-		\$7.84

The undersigned, under penalty of perjury states: This claim and the items set forth herein are true and correct; that expenses incurred, meetings attended and business conducted are necessary to District affairs; that this claim is proper and within the scope of California Water Code Section 20200 et seq, and District Ordinance 2015-02; that the service was actually rendered; and that the amount(s) herein are justly true.

Administrative Review: [Signature] Date: 10/29/21 Signature of Claimant: [Signature] Orig to Finance Dept.

**Calaveras County Water District
Claim Summary #596
September 2021 -vs- October 2021**

	September 2021	October 2021
CCWD Operating Expenditures	\$ 953,105.79	\$ 982,761.14
Expenditures to be reimbursed/Fiduciary Payments	1,020.00	4,944.78
Capital Improvement Program Projects	334,930.38	125,110.61
Capital Outlay	19,336.58	28,443.74
Sub-Total Vendor Payments	1,308,392.75	1,141,260.27
Payroll Disbursed	530,786.44	531,025.12
Other EFT Payments	3,649.11	590.32
Total Disbursements	\$ 1,842,828.30	\$ 1,672,875.71

CCWD
AP DISBURSEMENTS
OCTOBER 1-31, 2021

Vendor	Description	Check Date	Check No	Amount
A T & T	Acct#0519345679001 Long Distance Copper Reclaim	10/1/2021	138647	44.63
A T & T	Acct#0519345679001 Long Distance Copper Reclaim	10/29/2021	138821	43.71
A T & T	Phone 09/21 - SA Shop	10/31/2021	EFT	106.27
A T & T	Phone 09/21 - SA Shop	10/31/2021	EFT	59.77
A T & T	Phone 09/21 - SA Warehouse	10/31/2021	EFT	29.04
A T & T	Phone 09/21 - SA Warehouse	10/31/2021	EFT	16.33
A T & T CALNET 3	Phone 09/21 - Camp Connell Radio Tower	10/31/2021	EFT	211.80
A T & T CALNET3	Phone 09/21 - Hunters	10/31/2021	EFT	23.40
A T & T CALNET3	Phone 09/21 - Azalea L/S	10/31/2021	EFT	21.75
A T & T CALNET3	Phone 09/21 - CCWHSE	10/31/2021	EFT	0.88
A T & T CALNET3	Phone 09/21 - District Wide	10/31/2021	EFT	703.92
A T & T CALNET3	Phone 09/21 - District Wide	10/31/2021	EFT	395.96
A T & T CALNET3	Phone 09/21 - Dorrington P/S	10/31/2021	EFT	23.40
A T & T CALNET3	Phone 09/21 - JLTC	10/31/2021	EFT	85.18
A T & T CALNET3	Phone 09/21 - JLTC	10/31/2021	EFT	31.51
A T & T CALNET3	Phone 09/21 - JLTC Phone/Fax	10/31/2021	EFT	14.98
A T & T CALNET3	Phone 09/21 - JLTC Phone/Fax	10/31/2021	EFT	8.42
A T & T CALNET3	Phone 09/21 - OP HQ Back Up	10/31/2021	EFT	230.03
A T & T CALNET3	Phone 09/21 - OP HQ Back Up	10/31/2021	EFT	85.08
A T & T CALNET3	Phone 09/21 - OP HQ Long Distance	10/31/2021	EFT	342.09
A T & T CALNET3	Phone 09/21 - OP HQ Long Distance	10/31/2021	EFT	126.52
A T & T CALNET3	Phone 09/21 - T Line	10/31/2021	EFT	121.30
A T & T CALNET3	Phone 09/21 - T Line	10/31/2021	EFT	44.86
A TEEM ELECTRICAL ENG INC	Electrical Construction Services - Wallace WWTP	10/15/2021	138738	440.00
A-1 SHARPENING & SMALL ENGINE REPAIR, LLC	Tire Repair - V 139	10/1/2021	138648	15.00
A-1 SHARPENING & SMALL ENGINE REPAIR, LLC	Seasonal Tire Change - V 721	10/29/2021	138822	143.00
ACWA	2022 Annual Membership Dues	10/15/2021	138739	18,804.80
ACWA	2022 Annual Membership Dues	10/15/2021	138739	6,955.20
ACWA/JPIA	Dental 11/21	10/7/2021	138688	4,581.72
ACWA/JPIA	Dental 11/21	10/7/2021	138688	1,694.60
ACWA/JPIA	EAP 11/21	10/7/2021	138688	111.95
ACWA/JPIA	EAP 11/21	10/7/2021	138688	40.37
ACWA/JPIA	Retiree Dental 11/21	10/7/2021	138688	2,158.88
ACWA/JPIA	Retiree Dental 11/21	10/7/2021	138688	798.48
ACWA/JPIA	Retiree Vision 11/21	10/7/2021	138688	636.79
ACWA/JPIA	Retiree Vision 11/21	10/7/2021	138688	235.53
ACWA/JPIA	Vision 11/21	10/7/2021	138688	948.41
ACWA/JPIA	Vision 11/21	10/7/2021	138688	350.79
ACWA/JPIA	Auto/General Liability Program 10/1/21-09/30/22	10/21/2021	138790	34,700.00
ACWA/JPIA	Auto/General Liability Program 10/1/21-09/30/22	10/21/2021	138790	104,099.00
ACWA/JPIA	Auto/General Liability Program 10/1/21-09/30/22	10/21/2021	138790	(16,037.52)
ACWA/JPIA	Auto/General Liability Program 10/1/21-09/30/22	10/21/2021	138790	12,834.00
ACWA/JPIA	Auto/General Liability Program 10/1/21-09/30/22	10/21/2021	138790	38,502.00
ACWA/JPIA	Auto/General Liability Program 10/1/21-09/30/22	10/21/2021	138790	(5,931.68)
ACWA/JPIA	Workers Comp 07/01/21 - 09/30/21	10/29/2021	138823	21,567.74
ACWA/JPIA	Workers Comp 07/01/21 - 09/30/21	10/29/2021	138823	(55.92)

CCWD
AP DISBURSEMENTS
OCTOBER 1-31, 2021

Vendor	Description	Check Date	Check No	Amount
ACWA/JPIA	Workers Comp 07/01/21 - 09/30/21	10/29/2021	138823	11,237.22
ACWA/JPIA	Workers Comp 07/01/21 - 09/30/21	10/29/2021	138823	(31.46)
ADP INC	Payroll Processing	10/21/2021	138791	1,241.34
ADP INC	Payroll Processing	10/21/2021	138791	459.12
AFLAC	Acct#JJ325 09/21	10/21/2021	138792	1,446.70
AFLAC	Acct#JJ325 09/21	10/21/2021	138792	535.08
ALDERSON FENCING	Install Fence - DF VCTO	10/15/2021	138740	2,190.00
ALDERSON FENCING	Fencing - Hunters WTP	10/21/2021	138793	2,890.00
ALLIED ELECTRONICS, INC	Panel, Fuses - FMWWTP	10/7/2021	138689	380.83
AMAZON.COM SALES INC	Damper Shock - T07	10/1/2021	138649	142.18
AMAZON.COM SALES INC	Phone Clip - CC	10/1/2021	138649	12.86
AMAZON.COM SALES INC	Screen Protector - CC	10/1/2021	138649	7.36
AMAZON.COM SALES INC	Shackles, Relay, Ink Cartridge - Electricians	10/1/2021	138649	248.29
AMAZON.COM SALES INC	Sump Pump - V538	10/1/2021	138649	69.55
AQUA BEN CORPORATION	Hydrofloc - FMWWTP	10/7/2021	138690	3,455.60
ARNOLD AUTO SUPPLY	Repair Parts - EP	10/7/2021	138691	991.19
ARNOLD TIRE AND AUTO CARE	Tire - Dump Truck	10/15/2021	138741	458.26
ASHWORTH, PHILLIP	Appraisal Fee - Copper (Saddle Creek Lot)	10/1/2021	138650	216.00
ASHWORTH, PHILLIP	Appraisal Fee - Copper (Saddle Creek Lot)	10/1/2021	138650	584.00
ATNIP, TONY	DOT Reimbursement	10/1/2021	138651	64.00
ATNIP, TONY	DOT Reimbursement	10/1/2021	138651	36.00
BIG VALLEY FORD LINCOLN MERCURY	Controller - V 613	10/7/2021	138692	196.20
BIG VALLEY FORD LINCOLN MERCURY	Credit	10/7/2021	138692	(242.18)
BIG VALLEY FORD LINCOLN MERCURY	V-Belts, Tensioner, Accumulator - V 522	10/7/2021	138692	302.53
BIG VALLEY FORD LINCOLN MERCURY	Window Trim, Tank Assembly, Cap - V 538	10/7/2021	138692	321.20
BILL NEWELL LVING TRUST	UB Refund 2721 Sioux Trail	10/21/2021	138808	193.73
BNN, LLC	Mechanics Building A & B 780 Industrial Way 10/21	10/7/2021	138693	1,920.00
BNN, LLC	Mechanics Building A & B 780 Industrial Way 10/21	10/7/2021	138693	1,080.00
BNN, LLC	Mechanics Building A & B 780 Industrial Way	10/15/2021	138742	1,920.00
BNN, LLC	Mechanics Building A & B 780 Industrial Way	10/15/2021	138742	1,080.00
BRAD SUTTON TRUCKING, INC	Hauling, Lift, Fuel Tank	10/15/2021	138743	1,890.00
BURDEN, MICHAEL/DORIS	UB Refund 3754 Shoshone Drive	10/1/2021	138653	119.25
CA DEPT OF TAX AND FEE ADMIN	Use Sales Tax 3rd QTR 2021	10/11/2021	EFT	525.08
CA DEPT OF TAX AND FEE ADMIN	Use Sales Tax 3rd QTR 2021	10/11/2021	EFT	1,625.06
CA DEPT OF TAX AND FEE ADMIN	Use Sales Tax 3rd QTR 2021 (Posted in June)	10/11/2021	EFT	33.72
CA DEPT OF TAX AND FEE ADMIN	Use Sales Tax 3rd QTR 2021 (Posted in June)	10/11/2021	EFT	0.12
CA DEPT OF TAX AND FEE ADMIN	Use Sales Tax 3rd QTR 2021 (Posted in June)	10/11/2021	EFT	31.02
CALAVERAS AUTO SUPPLY	Battery - Sawmill Generator	10/15/2021	138744	307.74
CALAVERAS AUTO SUPPLY	Battery - V 139	10/15/2021	138744	128.84
CALAVERAS AUTO SUPPLY	Connector, Control - V 525	10/15/2021	138744	24.79
CALAVERAS AUTO SUPPLY	DSL Fluid Heater - V 551	10/15/2021	138744	305.69
CALAVERAS AUTO SUPPLY	Fuel Cap, Sensors - V 522	10/15/2021	138744	143.02
CALAVERAS AUTO SUPPLY	Fuel Treatment, Fitting - V 529	10/15/2021	138744	40.20
CALAVERAS AUTO SUPPLY	Oil Filter - V 538	10/15/2021	138744	28.82
CALAVERAS AUTO SUPPLY	Oil, Brake Cleaner - SA Shop	10/15/2021	138744	247.36
CALAVERAS AUTO SUPPLY	Plug Tap - SA Shop	10/15/2021	138744	4.73

CCWD
AP DISBURSEMENTS
OCTOBER 1-31, 2021

Vendor	Description	Check Date	Check No	Amount
CALAVERAS AUTO SUPPLY	PPS Kit - Indian Rock WWTP	10/15/2021	138744	46.20
CALAVERAS AUTO SUPPLY	Solenoid, Remote Starter - V 525	10/15/2021	138744	48.34
CALAVERAS AUTO SUPPLY	Tap Die Set - SA Shop	10/15/2021	138744	209.14
CALAVERAS AUTO SUPPLY	Vehicle Maintenance Supplies - SA Shop	10/15/2021	138744	391.69
CALAVERAS CNTY BUILDING DEPT	Building Permit for Mechanics Warehouse	10/15/2021	138745	13,981.92
CALAVERAS FIRST COMPANY INC	Recruiting Ad - Acct II	10/21/2021	138794	65.82
CALAVERAS FIRST COMPANY INC	Recruiting Ad - Acct II	10/21/2021	138794	24.34
CALAVERAS LUMBER CO INC	Batteries, Fittings - Hunters WTP	10/7/2021	138694	45.43
CALAVERAS LUMBER CO INC	Finance Charge	10/7/2021	138694	36.10
CALAVERAS LUMBER CO INC	Lumber, Screws - District Warehouse	10/7/2021	138694	307.18
CALAVERAS LUMBER CO INC	Lumber, Screws - District Warehouse	10/7/2021	138694	61.51
CALAVERAS LUMBER CO INC	Netting, Waddle Stakes, Garden Staples, Straw Waddle for Bear Cr	10/7/2021	138694	416.65
CALAVERAS LUMBER CO INC	Plumbing Filters Materials for Indian Rock East Sand Filter Proj	10/7/2021	138694	49.86
CALIFORNIA WASTE RECOVERY SYSTEMS	Finance Charge	10/29/2021	138826	12.67
CALIFORNIA WASTE RECOVERY SYSTEMS	Finance Charge	10/29/2021	138826	4.68
CALPERS - RETIREMENT	Retirement 09/30/21 Payroll	10/6/2021	EFT	33,857.95
CALPERS - RETIREMENT	Retirement 09/30/21 Payroll	10/6/2021	EFT	12,522.81
CALPERS - RETIREMENT	Retirement 10/15/21 Payroll	10/19/2021	EFT	33,965.86
CALPERS - RETIREMENT	Retirement 10/15/21 Payroll	10/19/2021	EFT	12,562.71
CALPERS (Def Comp)	Deferred Comp 09/30/21 Payroll	10/6/2021	EFT	2,634.35
CALPERS (Def Comp)	Deferred Comp 09/30/21 Payroll	10/6/2021	EFT	1,778.01
CALPERS (Def Comp)	Deferred Comp Loan Repay 09/30/21 Payroll	10/6/2021	EFT	887.29
CALPERS (Def Comp)	Deferred Comp Loan Repay 09/30/21 Payroll	10/6/2021	EFT	367.28
CALPERS (Def Comp)	Deferred Comp 10/15/21 Payroll	10/19/2021	EFT	2,543.98
CALPERS (Def Comp)	Deferred Comp 10/15/21 Payroll	10/19/2021	EFT	1,771.60
CALPERS (Def Comp)	Deferred Comp Loan Repay 10/15/21 Payroll	10/19/2021	EFT	902.47
CALPERS (Def Comp)	Deferred Comp Loan Repay 10/15/21 Payroll	10/19/2021	EFT	352.10
CALPERS (Health Ins)	Health Ins Adm Fee 10/21	10/6/2021	EFT	129.66
CALPERS (Health Ins)	Health Ins Adm Fee 10/21	10/6/2021	EFT	17.13
CALPERS (Health Ins)	Health Ins Adm Fee 10/21	10/6/2021	EFT	23.37
CALPERS (Health Ins)	Health Ins Adm Fee 10/21	10/6/2021	EFT	28.10
CALPERS (Health Ins)	Health Ins Adm Fee 10/21	10/6/2021	EFT	5.18
CALPERS (Health Ins)	Health Ins Adm Fee 10/21	10/6/2021	EFT	34.75
CALPERS (Health Ins)	Health Ins Adm Fee 10/21	10/6/2021	EFT	67.91
CALPERS (Health Ins)	Health Ins Adm Fee 10/21	10/6/2021	EFT	6.33
CALPERS (Health Ins)	Health Ins Adm Fee 10/21	10/6/2021	EFT	9.97
CALPERS (Health Ins)	Health Ins Adm Fee 10/21	10/6/2021	EFT	10.39
CALPERS (Health Ins)	Health Ins Adm Fee 10/21	10/6/2021	EFT	1.93
CALPERS (Health Ins)	Health Ins Admin Fee 10/21	10/6/2021	EFT	93.96
CALPERS (Health Ins)	Health Ins, Employees 10/21	10/6/2021	EFT	87,593.12
CALPERS (Health Ins)	Health Ins, Employees 10/21	10/6/2021	EFT	32,397.46
CALPERS (Health Ins)	Health Ins, Retirees 10/21	10/6/2021	EFT	5,950.23
CALPERS (Health Ins)	Health Ins, Retirees 10/21	10/6/2021	EFT	2,200.77
CAMPORA	Acct#75516 Wallace 09/21	10/21/2021	138795	8.23
CARBON COPY INC	Copies, Copier Maintenance 09/21	10/7/2021	138695	35.30
CARBON COPY INC	Copies, Copier Maintenance 09/21	10/7/2021	138695	6.95

CCWD
AP DISBURSEMENTS
OCTOBER 1-31, 2021

Vendor	Description	Check Date	Check No	Amount
CARBON COPY INC	Copies, Copier Maintenance 09/21	10/7/2021	138695	13.05
CARBON COPY INC	Copies, Copier Maintenance 09/21	10/7/2021	138695	2.57
CARTER, CHERRY	UB Refund 3946 Old Hwy 4	10/29/2021	138828	118.21
CDK SUPPLY	Electrical Parts - Radio Tower	10/15/2021	138746	381.21
CDK SUPPLY	Electrical Parts - Radio Tower	10/15/2021	138746	140.99
CDK SUPPLY	LED Lightbulbs - Hunters WTP	10/15/2021	138746	196.11
CED CREDIT	Breakers, Circuits - LS 3	10/7/2021	138696	228.66
CED CREDIT	10' All Thread Bline AT21 for the AMI/AMR Project (CIP 11096)	10/29/2021	138827	446.50
CLARK PEST CONTROL	Pest Control #1365831 Arnold WWTP	10/1/2021	138654	91.00
CLARK PEST CONTROL	Pest Control - Hunter Dam 1505308	10/7/2021	138697	100.00
CLARK PEST CONTROL	Pest Control - Southworth 688236	10/7/2021	138697	88.00
CLARK PEST CONTROL	Pest Control - 807360 La Contenta WWTP	10/15/2021	138747	87.00
CLARK PEST CONTROL	Pest Control - 807549 JLWTP	10/15/2021	138747	66.00
CLARK PEST CONTROL	Pest Control OP HQ Acct#9328727	10/21/2021	138796	94.90
CLARK PEST CONTROL	Pest Control OP HQ Acct#9328727	10/21/2021	138796	35.10
CLARK PEST CONTROL	Pest Control 190086855 FMWWTP	10/29/2021	138829	91.00
CLARK PEST CONTROL	Pest Control 190086855 FMWWTP	10/29/2021	138829	91.00
CLARK PEST CONTROL	Pest Control 2120969 Wallace WWTP	10/29/2021	138829	127.00
CLARK PEST CONTROL	Pest Control 807402 La Contenta WTP	10/29/2021	138829	68.00
CLUTCH & BRAKE EXCHANGE, INC.	Hydraulic Fittings - CCWWTP	10/1/2021	138655	27.54
COLUMBIA COMMUNICATIONS	Vehicle Cloud Service 10/21	10/7/2021	138698	499.20
COLUMBIA COMMUNICATIONS	Vehicle Cloud Service 10/21	10/7/2021	138698	280.80
COLUMBIA COMMUNICATIONS	(6) New Radios - District Wide	10/29/2021	138830	2,882.88
COLUMBIA COMMUNICATIONS	(6) New Radios - District Wide	10/29/2021	138830	1,621.62
CONDOR EARTH TECHNOLOGIES INC	Materials Testing and Special Inspections - Redwood Tanks	10/29/2021	138831	1,376.25
CONDOR EARTH TECHNOLOGIES INC	Special Inspections - Material Building	10/29/2021	138831	4,251.55
CONFIDENTIAL	30 Hours CTO Cash Out	10/7/2021	138722	761.44
CONFIDENTIAL	30 Hours CTO Cash Out	10/7/2021	138722	428.31
CONFIDENTIAL	Retiree Health Reimbursement	10/15/2021	138775	406.57
CONFIDENTIAL	Retiree Health Reimbursement	10/15/2021	138775	150.37
CONFIDENTIAL	24.12 Hours CTO Cash Out	10/21/2021	138813	494.11
CONFIDENTIAL	24.12 Hours CTO Cash Out	10/21/2021	138813	277.93
CONFIDENTIAL	Medical Reimbursement 2021	10/29/2021	138857	40.96
CONFIDENTIAL	Medical Reimbursement 2021	10/29/2021	138857	23.04
CONFIDENTIAL	Medical Reimbursement 2021	10/29/2021	138824	400.00
CONFIDENTIAL	Medical Reimbursement 2021	10/29/2021	138834	400.00
CONFIDENTIAL	Medical Reimbursement 2021	10/29/2021	138845	108.00
CONFIDENTIAL	Medical Reimbursment 2021	10/29/2021	138825	194.05
COPPEROPOLIS FIRE PROTECTION DISTRICT	Hydrant Maintenance - CC	10/15/2021	138748	299.00
CPPA	Power District Wide 09/21	10/7/2021	138699	62,448.73
CPPA	Power District Wide 09/21	10/7/2021	138699	35,127.41
CPPA	Power OP HQ 09/21	10/7/2021	138699	438.02
CPPA	Power OP HQ 09/21	10/7/2021	138699	246.38
CPUD	Water Service - OP HQ	10/31/2021	EFT	248.95
CPUD	Water Service - OP HQ	10/31/2021	EFT	92.08
CRANK, MICHAEL	Safety Boot Reimbursement FY2022	10/1/2021	138656	123.56

CCWD
AP DISBURSEMENTS
OCTOBER 1-31, 2021

Vendor	Description	Check Date	Check No	Amount
CRANK, MICHAEL	Safety Boot Reimbursement FY2022	10/1/2021	138656	69.49
CRANK, MICHAEL	DOT Reimbursement	10/15/2021	138749	96.00
CRANK, MICHAEL	DOT Reimbursement	10/15/2021	138749	54.00
CUNEO, DYLAN	Safety Boot Reimbursement FY21/22	10/29/2021	138832	128.00
CUNEO, DYLAN	Safety Boot Reimbursement FY21/22	10/29/2021	138832	72.00
CWEA Renewal	CSM1 Renewal - Duburg	10/1/2021	138657	91.00
DATAPROSE	Insert 09/21	10/15/2021	138750	394.20
DATAPROSE	Insert 09/21	10/15/2021	138750	145.80
DATAPROSE	UB Statement Processing 09/21	10/15/2021	138750	3,607.63
DATAPROSE	UB Statement Processing 09/21	10/15/2021	138750	1,334.33
DATAPROSE	2021 Postage Adjustment	10/21/2021	138797	715.40
DATAPROSE	2021 Postage Adjustment	10/21/2021	138797	264.60
DAVIDSON, JEFF	Travel 09/21	10/1/2021	138658	34.34
DAVIDSON, JEFF	Travel 09/21	10/1/2021	138658	12.70
DE LAGE LANDEN FINANCIAL SRVC INC	Copier Lease	10/31/2021	EFT	188.61
DE LAGE LANDEN FINANCIAL SRVC INC	Copier Lease	10/31/2021	EFT	106.10
DELTA CABLE	Lifting Chains & Slings - SA Shop	10/7/2021	138700	552.62
DEPLITCH, BILL	UB Refund 2771 McKenzie Avenue	10/1/2021	138659	18.72
DOSANJH, GURVINDER	UB Refund 22663 Westpoint Pioneer	10/21/2021	138798	167.03
DOWNEY BRAND ATTORNEYS LLP	09/21 Legal Services 31348.00000	10/29/2021	138833	7,916.50
DOWNEY BRAND ATTORNEYS LLP	09/21 Legal Services 31348.00005	10/29/2021	138833	369.49
DOWNEY BRAND ATTORNEYS LLP	09/21 Legal Services 31348.00005	10/29/2021	138833	136.66
DOWNEY BRAND ATTORNEYS LLP	09/21 Legal Services 31348.00037	10/29/2021	138833	645.32
DOWNEY BRAND ATTORNEYS LLP	09/21 Legal Services 31348.00037	10/29/2021	138833	238.68
DOWNEY BRAND ATTORNEYS LLP	09/21 Legal Services 31348.00043	10/29/2021	138833	7,145.97
DOWNEY BRAND ATTORNEYS LLP	09/21 Legal Services 31348.00043	10/29/2021	138833	2,643.03
DOWNEY BRAND ATTORNEYS LLP	09/21 Legal Services 31348.00045	10/29/2021	138833	1,719.15
DOWNEY BRAND ATTORNEYS LLP	09/21 Legal Services 31348.00045	10/29/2021	138833	635.85
EBBETTS PASS GAS SERVICE	Fuel 09/21	10/21/2021	138799	3,043.39
EBBETTS PASS GAS SERVICE	Fuel 09/21	10/21/2021	138799	1,711.90
EBBETTS PASS LUMBER	Acetone - White Pines	10/7/2021	138701	11.39
EBBETTS PASS LUMBER	Bleach Sprayer - EP Tanks	10/7/2021	138701	24.66
EBBETTS PASS LUMBER	Box Fan - FMWWTP	10/7/2021	138701	18.22
EBBETTS PASS LUMBER	Cleaning Supplies - EP Electrical Shop	10/7/2021	138701	53.72
EBBETTS PASS LUMBER	Cleaning Supplies - EP Electrical Shop	10/7/2021	138701	95.27
EBBETTS PASS LUMBER	Finance Charge	10/7/2021	138701	1.50
EDGES ELECTRICAL GROUP, LLC	Electrical Supplies - Stock	10/7/2021	138702	234.31
ENTERPRISE FM TRUST	Customer 411657B Vehicle Leasing	10/21/2021	138800	1,025.71
ENTERPRISE FM TRUST	Customer 411657B Vehicle Leasing	10/21/2021	138800	7,711.92
ENTERPRISE FM TRUST	Customer 411657B Vehicle Leasing	10/21/2021	138800	576.95
ENTERPRISE FM TRUST	Customer 411657B Vehicle Leasing	10/21/2021	138800	4,337.95
FASTENAL	Gloves - District Use	10/1/2021	138660	1,329.46
FASTENAL	Materials and Supplies for the AMI/AMR Project	10/29/2021	138835	442.41
FERGUSON ENTERPRISES, INC 1423	Meter Adapters for the AMI/AMR Project (CIP 11096)	10/29/2021	138836	787.37
FERGUSON ENTERPRISES, INC 1423	Meter Adapters for the AMI/AMR Project (CIP 11096)	10/29/2021	138836	755.47
FGL ENVIRONMENTAL	Waste Water Testing 09/11 - 09/30	10/15/2021	138751	4,283.00

CCWD
AP DISBURSEMENTS
OCTOBER 1-31, 2021

Vendor	Description	Check Date	Check No	Amount
FGL ENVIRONMENTAL	Water Testing 09/11 - 09/30	10/15/2021	138751	7,613.00
FGL ENVIRONMENTAL	Waste Water Testing 10/1 -10/19	10/29/2021	138837	1,092.00
FGL ENVIRONMENTAL	Water Testing 10/1 -10/19	10/29/2021	138837	1,941.00
FOOTHILL PORTABLE TOILETS	Rental Portable Toilets 09/21 Penn Gulch	10/1/2021	138661	130.00
FOOTHILL PORTABLE TOILETS	Rental Portable Toilets 09/21 SR	10/1/2021	138661	109.50
FOOTHILL PORTABLE TOILETS	Rental Portable Toilets 09/21 Wallace	10/1/2021	138661	109.50
FOOTHILL PORTABLE TOILETS	Rental Portable Toilets 10/21 SR	10/21/2021	138801	109.50
FOOTHILL PORTABLE TOILETS	Rental Portable Toilets 10/21 Wallace	10/21/2021	138801	109.50
FOX, STACEY	UB Refund 23931 Westpoint Pioneer	10/21/2021	138802	17.30
FOX, STACEY	UB Refund 23931 Westpoint Pioneer	10/29/2021	138845	292.00
FROGGY'S AUTO WASH & LUBE	Oil, Lube - V 725	10/29/2021	138838	167.75
GAMBI DISPOSAL INC.	Bio-Solids Removal - September 2021	10/15/2021	138752	674.10
GANO, KEVIN/CHARLOTTE	UB Refund 8621 O Reilly Street	10/15/2021	138753	65.44
GENERAL SUPPLY COMPANY	Electrical Parts - LCWWTP Headworks	10/7/2021	138703	266.49
GENERAL SUPPLY COMPANY	Electrical Parts - LS 3	10/7/2021	138703	271.89
GENERAL SUPPLY COMPANY	Electrical Parts - LS 3	10/7/2021	138703	280.71
GENERAL SUPPLY COMPANY	Pliers - Electrical Crew	10/7/2021	138703	99.14
GENERAL SUPPLY COMPANY	Service Charge	10/7/2021	138703	9.48
GENERAL SUPPLY COMPANY	Service Charge	10/7/2021	138703	11.05
GENERAL SUPPLY COMPANY	Electrical Parts - FMWWTP	10/15/2021	138754	930.25
GIN, VICTOR/FRANCES	UB Refund 5066 Kiva Drive	10/1/2021	138662	135.09
GIN, VICTOR/FRANCES	UB Refund 5066 Kiva Drive	10/1/2021	138662	194.78
GLOBAL LABS INC	TTHM & HAA5 - EP	10/7/2021	138704	864.00
GLOBAL PAY	Merchant Services (2) 09/21	10/31/2021	EFT	908.96
GLOBAL PAY	Merchant Services (2) 09/21	10/31/2021	EFT	336.19
GOLDEN STATE FLOW MEASUREMENT, INC	Sensus Annual AUTOREAD Support & Maintenance 2019	10/21/2021	138803	2,144.94
GRACE, MITZI	UB Refund 2861 Blair Drive	10/1/2021	138663	191.36
GRAINGER	Air Dryer - Hunters WTP	10/1/2021	138664	1,768.11
GRAINGER	Dry Erase Markers - SA Shop	10/1/2021	138664	31.21
GRAINGER	Epoxy Paste - CCWWTP	10/1/2021	138664	274.60
GRAINGER	Rain Cap - Indian Rock Generator	10/1/2021	138664	16.19
GRAINGER	Electrical Parts - DF VCTO	10/7/2021	138705	377.88
GRAINGER	Compressed Air Dryer	10/15/2021	138755	2,727.03
GRAINGER	Credit Compressed Air Dryer	10/15/2021	138755	(2,727.03)
GRAINGER	Fittings - LCWWTP	10/15/2021	138755	66.28
HABITAT FOR HUMANITY	Warehouse Rent 10/21	10/7/2021	138706	1,664.00
HABITAT FOR HUMANITY	Warehouse Rent 10/21	10/7/2021	138706	936.00
HABITAT FOR HUMANITY	Warehouse Rent 11/21	10/15/2021	138756	1,664.00
HABITAT FOR HUMANITY	Warehouse Rent 11/21	10/15/2021	138756	936.00
HACH COMPANY	pH Gel Probe - DF VCTO	10/29/2021	138839	803.21
HAYNES, BELVA	UB Refund 3186 Demin Court	10/29/2021	138840	891.00
HDR	Water and Wastewater Capacity Fee Study	10/15/2021	138757	615.03
HDR	Water and Wastewater Capacity Fee Study;	10/15/2021	138757	227.47
HERD'S MACHINE & WELD SHOP	Bend Sheet Metal - Indian Rock WWTP	10/1/2021	138665	55.00
HOBGOODS CLEANING	Janitorial Service - JLTC	10/15/2021	138758	32.00
HOBGOODS CLEANING	Janitorial Service - JLTC	10/15/2021	138758	18.00

CCWD
AP DISBURSEMENTS
OCTOBER 1-31, 2021

Vendor	Description	Check Date	Check No	Amount
HOBGOODS CLEANING	Janitorial Service - OP HQ	10/15/2021	138758	1,412.55
HOBGOODS CLEANING	Janitorial Service - OP HQ	10/15/2021	138758	522.45
HOLT OF CALIFORNIA	Fasteners - Indian Rock Generator	10/15/2021	138759	32.18
HOLT OF CALIFORNIA	Freight Generator Door Latches - Indian Rock WWTP	10/15/2021	138759	63.29
HOLT OF CALIFORNIA	Freight Generator Door Latches - Indian Rock WWTP	10/15/2021	138759	(63.29)
HOLT OF CALIFORNIA	Generator Door Latch - Indian Rock WWTP	10/15/2021	138759	111.06
HOLT OF CALIFORNIA	Generator Door Latches - Indian Rock WWTP	10/15/2021	138759	523.27
HOLT OF CALIFORNIA	Hydraulic Hoses - S1	10/15/2021	138759	331.81
HOLT OF CALIFORNIA	Pulley	10/15/2021	138759	(693.71)
HOLT OF CALIFORNIA	Door, Paint, Fasteners - Indian Rock WWTP	10/29/2021	138841	1,703.79
HOWARTH, DEJA	PHR Recertification Reimbursement	10/29/2021	138842	123.37
HOWARTH, DEJA	PHR Recertification Reimbursement	10/29/2021	138842	45.63
HUNT & SONS, INC	Fuel - CC	10/15/2021	138760	1,641.53
HUNT & SONS, INC	Fuel - CC	10/15/2021	138760	2,148.63
HUNT & SONS, INC	Fuel - WP	10/15/2021	138760	1,591.18
HUNT & SONS, INC	Fuel - CC	10/29/2021	138843	913.10
HYDROSCIENCE ENGINEERS INC	Engineering and Design Services for the Arnold Wastewater Treatm	10/15/2021	138761	33,566.58
INDUSTRIAL ELECTRICAL CO	Labor Aerator Repair - FMWWTP	10/15/2021	138762	95.00
INDUSTRIAL ELECTRICAL CO	Pump Rebuild - CC LS 40	10/15/2021	138762	15,071.71
IRON MOUNTAIN	Document Destruction	10/7/2021	138707	70.27
IRON MOUNTAIN	Document Destruction	10/7/2021	138707	25.99
JS WEST PROPANE GAS	Propane - Acct#233976 Silver Rapids	10/29/2021	138844	167.36
KAUPP, KATHY	Claims Settlement 4190 Farris Drive	10/7/2021	138708	875.00
KUHN, BONNIE	UB Refund 1014 Hwy 4	10/7/2021	138709	22.86
LEDGER DISPATCH	Recruiting Ad - Acct II	10/1/2021	138666	28.04
LEDGER DISPATCH	Recruiting Ad - Acct II	10/1/2021	138666	10.36
LEDGER DISPATCH	Recruiting Ad - Acct II	10/7/2021	138710	28.04
LEDGER DISPATCH	Recruiting Ad - Acct II	10/7/2021	138710	10.36
LOWE'S	Drill, Impact Wrench - LC Whse	10/15/2021	138763	491.56
LOWE'S	Impact Drills - LC Whse	10/15/2021	138763	407.40
LOWE'S	Impact Wrench, Grinder, Powertool Set - LC Whse	10/15/2021	138763	1,024.26
LOWE'S	Impact Wrench, Grinder, Powertool Set - LC Whse	10/15/2021	138763	(656.10)
LOWE'S	Water Dispenser, Clip Boards - District Warehouse	10/15/2021	138763	203.67
MARINE INDUSTRIAL TANK INC	Tank Cleaning & Inspections - FY 21/22	10/21/2021	138804	6,700.00
MARKOVIC, DEJAN	UB Refund 3 Splash Dam Loop	10/1/2021	138667	320.95
MATHESON TRI-GAS, INC	Liquid Oxygen - CCWTP	10/7/2021	138711	4,082.94
MATHESON TRI-GAS, INC	Liquid Oxygen - JLWTP	10/29/2021	138846	5,868.33
MCCLATCHY COMPANY LLC	Recruiting Ad - Civil Engineer	10/7/2021	138712	412.45
MCCLATCHY COMPANY LLC	Recruiting Ad - Civil Engineer	10/7/2021	138712	152.55
MCCLATCHY COMPANY LLC	Accountant II Recruitment	10/21/2021	138805	491.03
MCCLATCHY COMPANY LLC	Accountant II Recruitment	10/21/2021	138805	181.61
McMASTER-CARR	Materials for Solar Panels for AMI/AMR Project (CIP 11096)	10/1/2021	138668	143.31
McMASTER-CARR SUPPLY CO.	Tools - EP Electrical Shop	10/7/2021	138713	179.83
MERCHANT SERVICES	Merchant Services 09/21	10/31/2021	EFT	108.56
MERCHANT SERVICES	Merchant Services 09/21	10/31/2021	EFT	40.15
MILES, EMMALEE	2021 Scholarship Award	10/15/2021	138764	365.00

CCWD
AP DISBURSEMENTS
OCTOBER 1-31, 2021

Vendor	Description	Check Date	Check No	Amount
MILES, EMMALEE	2021 Scholarship Award	10/15/2021	138764	135.00
MODESTO AIRCO GAS & GEAR	Cylinder Rental 09/21	10/15/2021	138765	58.24
MODESTO AIRCO GAS & GEAR	Cylinder Rental 09/21	10/15/2021	138765	32.76
MODESTO STEEL INC	Steel - Indian Rock WWTP Generator	10/1/2021	138669	798.95
MODESTO STEEL INC	Metal - Indian Rock WWTP	10/7/2021	138714	971.69
MONTANEZ ROBLES, MARIAH	2021 Scholarship Winner	10/15/2021	138776	365.00
MONTANEZ ROBLES, MARIAH	2021 Scholarship Winner	10/15/2021	138776	135.00
MOTHER LODE ANSWERING SERVICE	Answering Service 10/21	10/15/2021	138766	1,623.30
MOTHER LODE ANSWERING SERVICE	Answering Service 10/21	10/15/2021	138766	600.39
MOUNTAIN OASIS PURIFIED WATER	Water Cooler & Supplies 09/21	10/15/2021	138767	73.41
MOUNTAIN OASIS PURIFIED WATER	Water Cooler & Supplies 09/21	10/15/2021	138767	41.29
MUITER, JAMES	UB Refund 5545 Indian Hills Court	10/15/2021	138768	325.86
NASH CHEVRON	Mount & Balance New Tires - V 728	10/15/2021	138769	126.93
NEW FRONTIER AUTO SUPPLY INC	DEF - V 723	10/21/2021	138806	19.92
NEW FRONTIER AUTO SUPPLY INC	Power Steering Fluid, Brake Cleaner, Penetrant - V 135	10/21/2021	138806	60.37
NEW YORK LIFE	Life Insurance 09/21	10/21/2021	138807	733.08
NEW YORK LIFE	Life Insurance 09/21	10/21/2021	138807	271.14
NEWTON, JASON	Class A Truck Rental Reimbursement	10/15/2021	138770	272.00
NEWTON, JASON	Class A Truck Rental Reimbursement	10/15/2021	138770	153.00
NORDAHL LAND SURVEYING	Property Line Easement for Sheep Ranch Water Tank Project (CIP 1	10/29/2021	138847	480.00
NORTHSTAR CHEMICAL	Sodium Hypochlorite - AWWTP	10/1/2021	138670	1,777.06
NORTHSTAR CHEMICAL	Sodium Hypochlorite - Hunters WTP	10/1/2021	138670	4,442.66
NORTHSTAR CHEMICAL	Sodium Hypochlorite - CCWTP	10/7/2021	138715	1,665.99
NORTHSTAR CHEMICAL	Sodium Hypochlorite - CCWTP	10/15/2021	138771	1,166.20
NORTHSTAR CHEMICAL	Sodium Hypochlorite - JLWTP	10/15/2021	138771	2,998.80
NORTHSTAR CHEMICAL	Sodium Hypochlorite - JLWTP	10/15/2021	138771	2,665.59
NORTHSTAR CHEMICAL	Sodium Hydroxide - CC Connors LS 40	10/29/2021	138848	6,858.10
NORTHSTAR CHEMICAL	Sodium Hydroxide - CC LS 12	10/29/2021	138848	629.83
NORTHSTAR CHEMICAL	Sodium Hydroxide - DF VCTO	10/29/2021	138848	839.77
NORTHSTAR CHEMICAL	Sodium Hydroxide - JL Huckleberry LS	10/29/2021	138848	1,539.52
NORTHSTAR CHEMICAL	Sodium Hydroxide - LCWWTP	10/29/2021	138848	2,309.36
NTU TECHNOLOGIES INC	Polymer - Hunters WTP	10/7/2021	138716	8,480.17
NTU TECHNOLOGIES INC	Protek 301 - Hunters WTP	10/7/2021	138716	5,796.00
NTU TECHNOLOGIES INC	ProPac 926 - JLWTP & CCWTP	10/15/2021	138772	16,786.35
O'CONNELL & DEMPSEY, LLC	Federal Legislative Advocacy Consulting Services 09/21	10/15/2021	138773	3,650.00
O'CONNELL & DEMPSEY, LLC	Federal Legislative Advocacy Consulting Services 09/21	10/15/2021	138773	1,350.00
O'REILLY AUTO PARTS	Coupler Lock - Electrical Trailer	10/7/2021	138717	46.11
O'REILLY AUTO PARTS	DEF - LC Whse Service Trucks	10/7/2021	138717	167.18
P G & E	Gas 09/21 - OP HQ	10/31/2021	EFT	12.29
P G & E	Gas 09/21 - OP HQ	10/31/2021	EFT	4.54
P G & E	Power 09/21 - CC Water Tank	10/31/2021	EFT	39.90
P G & E	Power 09/21 - District Wide	10/31/2021	EFT	1,273.59
P G & E	Power 09/21 - District Wide	10/31/2021	EFT	716.39
P G & E	Power 09/21 - Highway 26	10/31/2021	EFT	10.63
P G & E	Power 09/21 - JLTC	10/31/2021	EFT	105.23
P G & E	Power 09/21 - JLTC	10/31/2021	EFT	59.19

CCWD
AP DISBURSEMENTS
OCTOBER 1-31, 2021

Vendor	Description	Check Date	Check No	Amount
P G & E	Power 09/21 - SA Shop	10/31/2021	EFT	198.09
P G & E	Power 09/21 - SA Shop	10/31/2021	EFT	111.43
P G & E	Power 09/21 - SA Warehouse	10/31/2021	EFT	90.38
P G & E	Power 09/21 - SA Warehouse	10/31/2021	EFT	33.43
P G & E	Power 09/21 - VS House	10/31/2021	EFT	10.39
P G & E	Power 09/21 - VS House	10/31/2021	EFT	5.85
P G & E	Power 09/21 - Wallace Spray Fields	10/31/2021	EFT	26.94
P G & E	Power 09/21 - Warmwood L/S	10/31/2021	EFT	22.65
P G & E	Power 09/21 - Woodgate L/S	10/31/2021	EFT	31.90
PAC MACHINE CO INC.	Pump LS 2 - Poker Flat	10/1/2021	138671	4,409.94
PACE SUPPLY CORP	Caps - V722	10/1/2021	138672	153.71
PACE SUPPLY CORP	Hydrant Repair Kits - Copper Cove	10/1/2021	138672	525.53
PACE SUPPLY CORP	PRV - WPWTP	10/1/2021	138672	3,260.21
PACE SUPPLY CORP	PRV Assembly - CC	10/1/2021	138672	3,863.11
PACE SUPPLY CORP	Service Charges	10/1/2021	138672	15.42
PACE SUPPLY CORP	Valve Seat Kit - JLWTP	10/1/2021	138672	209.43
PACE SUPPLY CORP	Valve Seat Kit - JLWTP	10/1/2021	138672	280.82
PACE SUPPLY CORP	Curb Stop, Customer Meter Valves for AMI/AMR Project	10/7/2021	138718	1,010.04
PACE SUPPLY CORP	Curb Stop, Customer Meter Valves for AMI/AMR Project	10/7/2021	138718	2,911.24
PACE SUPPLY CORP	Meter Repair Parts for the AMI/AMR Project (CIP 11096)	10/7/2021	138718	3,346.84
PACE SUPPLY CORP	Check Valve - DF VCTO	10/15/2021	138774	137.72
PACE SUPPLY CORP	Meter Adapters for the AMI/AMR Project (CIP 11096)	10/15/2021	138774	3,301.19
PACE SUPPLY CORP	Repair Clamps, Couplings - District Use	10/15/2021	138774	21,132.08
PACE SUPPLY CORP	Redi-Clamps - District Use	10/21/2021	138809	13,127.40
PACE SUPPLY CORP	Meter Adapters for the AMI/AMR Project (CIP 11096)	10/29/2021	138849	223.72
PAN-PACIFIC SUPPLY CO., INC	Mechanical Seal - EP Lakeside LS	10/1/2021	138673	4,518.65
PETERSON BRUSTAD INC	Engineering and Design Services for the West Point 09/21	10/21/2021	138810	24,262.61
POGOLER, STEVEN	Purchase .10 Acres 11818 Armstrong Wy/Perpetual Easement SR Tank	10/7/2021	138719	12,000.00
POTRERO HILLS LANDFILL	Bio-Solids Disposal - AWWTP	10/7/2021	138720	447.36
POTRERO HILLS LANDFILL	Bio-Solids Disposal - DF VCTO	10/21/2021	138811	356.64
POTRERO HILLS LANDFILL	Bio-Solids Disposal - FMWWTP	10/21/2021	138811	344.16
QUADIENT FINANCE INC	Postage 09/21	10/31/2021	EFT	640.00
QUADIENT FINANCE INC	Postage 09/21	10/31/2021	EFT	360.00
QUADIENT LEASING INC	Folder/Sorter Rental/Maint 06/16-09/15/21	10/7/2021	138721	717.79
QUADIENT LEASING INC	Folder/Sorter Rental/Maint 06/16-09/15/21	10/7/2021	138721	265.48
QUADIENT LEASING INC	Mail Equipment Lease 08/07/21-11/06/21	10/31/2021	EFT	801.16
QUADIENT LEASING INC	Mail Equipment Lease 08/07/21-11/06/21	10/31/2021	EFT	296.32
RATTERMAN, SCOTT	CSDA Hotel Reimbursement	10/1/2021	138674	366.92
RATTERMAN, SCOTT	CSDA Hotel Reimbursement	10/1/2021	138674	135.70
RATTERMAN, SCOTT	CSDA Meal Reimbursement	10/1/2021	138674	36.50
RATTERMAN, SCOTT	CSDA Meal Reimbursement	10/1/2021	138674	13.50
RATTERMAN, SCOTT	CSDA Parking Reimbursement	10/1/2021	138674	26.28
RATTERMAN, SCOTT	CSDA Parking Reimbursement	10/1/2021	138674	9.72
RATTERMAN, SCOTT	Travel 09/21	10/1/2021	138674	159.44
RATTERMAN, SCOTT	Travel 09/21	10/1/2021	138674	58.96
ROSE, TRACEY	UB Refund 2560 Chamonix Drive	10/1/2021	138675	118.12

CCWD
AP DISBURSEMENTS
OCTOBER 1-31, 2021

Vendor	Description	Check Date	Check No	Amount
RYAN PROCESS, INC	Chemical Tanks - WPWTP	10/7/2021	138723	657.86
SAM BERRI TOWING	Tow Service - V522	10/15/2021	138777	165.00
SAM BERRI TOWING	Tow Services - V522	10/21/2021	138812	175.00
SAM BERRI TOWING	Tow Services - V736	10/21/2021	138812	787.50
SAMORANO, MICHAEL	Speciality Eq. Marketing Event Travel Reimbursemnt - Davis/Edens	10/7/2021	138724	197.12
SAMORANO, MICHAEL	Speciality Eq. Marketing Event Travel Reimbursemnt - Davis/Edens	10/7/2021	138724	110.88
SANTORA, GARY	UB Refund 584 Sugarbush Lane	10/15/2021	138778	37.47
SAWYER, GREGORY	UB Refund 912 Feather Drive B	10/1/2021	138676	29.00
SCOTT, ZACHERY	CSM Renewal - Scott & Newton	10/7/2021	138725	160.00
SECADA, CINDY	Travel 09/21	10/1/2021	138677	15.82
SECADA, CINDY	Travel 09/21	10/1/2021	138677	5.85
SEIU LOCAL 1021	COPE Donation 09/21	10/7/2021	138726	29.20
SEIU LOCAL 1021	COPE Donation 09/21	10/7/2021	138726	10.80
SEIU LOCAL 1021	Union Dues 09/21	10/7/2021	138726	1,989.25
SEIU LOCAL 1021	Union Dues 09/21	10/7/2021	138726	735.75
SENDERS MARKET INC	Cleaning Supplies - LCWWTP	10/15/2021	138779	267.80
SENDERS MARKET INC	Cleaning Supplies, Trimmer Line - JLWTP	10/15/2021	138779	45.22
SENDERS MARKET INC	Credit Hedge Trimmer Deposit - LCWWTP	10/15/2021	138779	(100.00)
SENDERS MARKET INC	Extension Cord - LCWWTP	10/15/2021	138779	77.21
SENDERS MARKET INC	Fasteners - V 538	10/15/2021	138779	3.39
SENDERS MARKET INC	Fittings - Lakeside LS	10/15/2021	138779	10.60
SENDERS MARKET INC	Hedge Trimmer Rental & Deposit - LCWWTP	10/15/2021	138779	150.00
SENDERS MARKET INC	Hose - LCWWTP	10/15/2021	138779	131.26
SENDERS MARKET INC	Nails - LCWWTP	10/15/2021	138779	12.21
SENDERS MARKET INC	Plywood - District Warehouse	10/15/2021	138779	36.70
SENDERS MARKET INC	Plywood - District Warehouse	10/15/2021	138779	99.02
SENDERS MARKET INC	Saw Blades, Bits, Holder - LCWWTP	10/15/2021	138779	62.38
SENDERS MARKET INC	Socket Set, Fitting - LCWWTP	10/15/2021	138779	40.71
SIERRA JANITORIAL SUPPLY	Paper Towels, Dust Mop, Multisurface Cleaner	10/21/2021	138814	237.24
SIERRA JANITORIAL SUPPLY	Paper Towels, Dust Mop, Multisurface Cleaner	10/21/2021	138814	87.74
SIGNAL SERVICE	Alarm Service Repair - JLWTP	10/15/2021	138780	240.98
SIGNAL SERVICE	Alarm Service Repair - OP HQ	10/15/2021	138780	352.73
SIGNAL SERVICE	Alarm Service Repair - OP HQ	10/15/2021	138780	130.45
SNYDER, DAVID/GINA	UB Refund 9 Poseidon Way	10/21/2021	138815	372.50
STAPLES CREDIT PLAN	Office Supplies - OP HQ 09/21	10/1/2021	138678	511.01
STAPLES CREDIT PLAN	Office Supplies - OP HQ 09/21	10/1/2021	138678	189.01
STAPLES CREDIT PLAN	Office Supplies - OP HQ	10/29/2021	138850	154.66
STAPLES CREDIT PLAN	Office Supplies - OP HQ	10/29/2021	138850	57.20
STERLING WATER TECHNOLOGIES, LLC	SWT 9310A - WPWTP	10/1/2021	138679	1,366.40
SUTTON ENTERPRISES	Water Truck Rental and Operator for Indian Rock Road Repair	10/15/2021	138781	1,200.00
SWRCB	Water Distribution Grade 3 Renewal - Crank	10/1/2021	138680	90.00
SWRCB	Wastewater Grade 4 Renewal - Rose	10/7/2021	138727	110.00
SWRCB	Water System Enforcement Fees 07/01/20-06/30/21 EP	10/7/2021	138728	1,480.00
SWRCB	Water System Enforcement Activities EP (0510016)	10/15/2021	138782	1,480.00
SWRCB	Water Distribution Grade 5 Renewal - Gerkensmeyer	10/21/2021	138816	105.00
TELEDYNE INSTRUMENTS, INC	Ozone Monitor - JLWTP	10/15/2021	138783	7,415.93

CCWD
AP DISBURSEMENTS
OCTOBER 1-31, 2021

Vendor	Description	Check Date	Check No	Amount
THOMAS, RUSS	Travel 09/21	10/1/2021	138681	99.34
THOMAS, RUSS	Travel 09/21	10/1/2021	138681	36.74
TIFCO INDUSTRIES	Battery Charger - SA Shop	10/1/2021	138682	123.34
TIFCO INDUSTRIES	Battery Chargers - Lift Station Generators	10/1/2021	138682	455.81
TIFCO INDUSTRIES	Nuts - SA Shop	10/1/2021	138682	225.80
TIFCO INDUSTRIES	Shop Lights - SA Shop	10/1/2021	138682	214.29
TIFCO INDUSTRIES	Socket Trays - SA Shop	10/1/2021	138682	114.34
TIFCO INDUSTRIES	Terminals, Nuts - SA Shop	10/1/2021	138682	59.77
TIFCO INDUSTRIES	Wrench Sets - SA Shop	10/1/2021	138682	145.75
TIFCO INDUSTRIES	Battery Charger - SA Shop	10/7/2021	138729	370.01
TIFCO INDUSTRIES	Spray Paint - SA Shop	10/7/2021	138729	192.94
TIFCO INDUSTRIES	Tools - SA Shop	10/7/2021	138729	64.30
TIFCO INDUSTRIES	Tools - SA Shop	10/7/2021	138729	165.01
TIRE RACK	Tires - V 728	10/1/2021	138683	860.15
TREATS GENERAL STORE INC	BOD Meeting Supplies	10/7/2021	138730	5.83
TREATS GENERAL STORE INC	BOD Meeting Supplies	10/7/2021	138730	2.15
TREATS GENERAL STORE INC	Water	10/7/2021	138730	31.14
TREATS GENERAL STORE INC	Water	10/7/2021	138730	10.38
TRIPLETT FAMILY TRUST	UB Refund 334 Main Street	10/21/2021	138817	64.04
TURNER, DOUGLAS	DOT Reimbursement	10/15/2021	138784	100.00
TYLER TECHNOLOGIES, INC.	Incode - Implementation Costs	10/1/2021	138684	1,945.45
TYLER TECHNOLOGIES, INC.	Incode - Implementation Costs	10/1/2021	138684	719.55
TYLER TECHNOLOGIES, INC.	Incode - Annual Licensing and Maintenance Fee	10/7/2021	138731	4,730.40
TYLER TECHNOLOGIES, INC.	Incode - Annual Licensing and Maintenance Fee	10/7/2021	138731	1,749.60
TYLER TECHNOLOGIES, INC.	Incode - Implementation Costs	10/7/2021	138731	427.05
TYLER TECHNOLOGIES, INC.	Incode - Implementation Costs	10/7/2021	138731	157.95
TYLER TECHNOLOGIES, INC.	Incode - Annual Licensing and Maintenance Fee	10/15/2021	138785	4,128.15
TYLER TECHNOLOGIES, INC.	Incode - Annual Licensing and Maintenance Fee	10/15/2021	138785	1,526.85
TYLER TECHNOLOGIES, INC.	Incode - Implementation Costs	10/15/2021	138785	5,110.00
TYLER TECHNOLOGIES, INC.	Incode - Implementation Costs	10/15/2021	138785	3,274.05
TYLER TECHNOLOGIES, INC.	Incode - Implementation Costs	10/15/2021	138785	1,890.00
TYLER TECHNOLOGIES, INC.	Incode - Implementation Costs	10/15/2021	138785	1,210.95
TYLER TECHNOLOGIES, INC.	Insight Transaction Fees	10/15/2021	138785	240.90
TYLER TECHNOLOGIES, INC.	Insight Transaction Fees	10/15/2021	138785	89.10
TYLER TECHNOLOGIES, INC.	Incode - Implementation Costs	10/29/2021	138851	616.85
TYLER TECHNOLOGIES, INC.	Incode - Implementation Costs	10/29/2021	138851	4,380.00
TYLER TECHNOLOGIES, INC.	Incode - Implementation Costs	10/29/2021	138851	228.15
TYLER TECHNOLOGIES, INC.	Incode - Implementation Costs	10/29/2021	138851	1,620.00
U.S. BANK	(W) Capacity Transfer Agreeemnt Recorded	10/15/2021	EFT	26.00
U.S. BANK	365 Subscription	10/15/2021	EFT	797.53
U.S. BANK	365 Subscription	10/15/2021	EFT	294.97
U.S. BANK	ACWA Fall Confrence Hotel - Thomas	10/15/2021	EFT	923.90
U.S. BANK	ACWA Regions Registration - Ratterman, Thomas	10/15/2021	EFT	1,058.50
U.S. BANK	ACWA Regions Registration - Ratterman, Thomas	10/15/2021	EFT	391.50
U.S. BANK	ACWA Regions Registration - Self	10/15/2021	EFT	529.25
U.S. BANK	ACWA Regions Registration - Self	10/15/2021	EFT	195.75

CCWD
AP DISBURSEMENTS
OCTOBER 1-31, 2021

Vendor	Description	Check Date	Check No	Amount
U.S. BANK	Adobe 09/21	10/15/2021	EFT	36.47
U.S. BANK	Adobe 09/21	10/15/2021	EFT	13.48
U.S. BANK	Adobe Illustrator	10/15/2021	EFT	15.33
U.S. BANK	Adobe Illustrator	10/15/2021	EFT	5.66
U.S. BANK	Adobe Pro Monthly License	10/15/2021	EFT	80.23
U.S. BANK	Adobe Pro Monthly License	10/15/2021	EFT	29.67
U.S. BANK	Aging Water Infrastructure Training - Hutson	10/15/2021	EFT	100.00
U.S. BANK	Amazon - Keyboards & Adapters	10/15/2021	EFT	50.86
U.S. BANK	Amazon - Keyboards & Adapters	10/15/2021	EFT	18.80
U.S. BANK	Angle Seat Valves - FMWWTP	10/15/2021	EFT	958.31
U.S. BANK	Apple Software Storage	10/15/2021	EFT	0.99
U.S. BANK	Band Saw - Mechanic Shop Pace 056887863	10/15/2021	EFT	574.86
U.S. BANK	BOD Supplies	10/15/2021	EFT	10.37
U.S. BANK	BOD Supplies	10/15/2021	EFT	3.83
U.S. BANK	Business Cards	10/15/2021	EFT	207.69
U.S. BANK	Business Cards	10/15/2021	EFT	76.81
U.S. BANK	CA Dept Fish & Wildlife 1602 Permit - White Pines Lake	10/15/2021	EFT	2,478.25
U.S. BANK	Check Valves - DF VCTO Pace 056978351	10/15/2021	EFT	4,295.42
U.S. BANK	Check Valves - DF VCTO Pace 056991186	10/15/2021	EFT	2,189.46
U.S. BANK	Complete Engine & Transmission Service - V612	10/15/2021	EFT	738.54
U.S. BANK	Computer Virus Protection	10/15/2021	EFT	2,725.80
U.S. BANK	Computer Virus Protection	10/15/2021	EFT	1,008.17
U.S. BANK	Copy of Recorded Facilities Agreement	10/15/2021	EFT	10.00
U.S. BANK	CSM Grade 1 Renewal - Burke	10/15/2021	EFT	91.00
U.S. BANK	CWEA Membership -Tindell	10/15/2021	EFT	122.88
U.S. BANK	CWEA Membership -Tindell	10/15/2021	EFT	69.12
U.S. BANK	D1-D4 Math Review - Newton & Scott	10/15/2021	EFT	300.00
U.S. BANK	Distribution O & M Enrollment - Gerkenmeyer	10/15/2021	EFT	50.00
U.S. BANK	Generators - Collections Crew	10/15/2021	EFT	1,108.16
U.S. BANK	Generators - Collections Crew	10/15/2021	EFT	(554.08)
U.S. BANK	Hydrant Locking Wrench - E Tank VS	10/15/2021	EFT	408.56
U.S. BANK	KVM Workbench, Adapters, USB	10/15/2021	EFT	220.45
U.S. BANK	KVM Workbench, Adapters, USB	10/15/2021	EFT	81.53
U.S. BANK	MCWRA Conference Registration - Arnold	10/15/2021	EFT	32.85
U.S. BANK	MCWRA Conference Registration - Arnold	10/15/2021	EFT	12.15
U.S. BANK	MCWRA Conference Registration - Minkler	10/15/2021	EFT	32.85
U.S. BANK	MCWRA Conference Registration - Minkler	10/15/2021	EFT	12.15
U.S. BANK	MCWRA Conference Registration - Self	10/15/2021	EFT	32.85
U.S. BANK	MCWRA Conference Registration - Self	10/15/2021	EFT	12.15
U.S. BANK	MCWRA Conference Registration - Wycoff	10/15/2021	EFT	28.80
U.S. BANK	MCWRA Conference Registration - Wycoff	10/15/2021	EFT	16.20
U.S. BANK	Mechanic Tech III Training - Mechanics	10/15/2021	EFT	121.60
U.S. BANK	Mechanic Tech III Training - Mechanics	10/15/2021	EFT	68.40
U.S. BANK	Paint - SA Shop	10/15/2021	EFT	808.12
U.S. BANK	Parcel Quest Software	10/15/2021	EFT	1,898.00
U.S. BANK	Parcel Quest Software	10/15/2021	EFT	702.00

CCWD
AP DISBURSEMENTS
OCTOBER 1-31, 2021

Vendor	Description	Check Date	Check No	Amount
U.S. BANK	Recruitment Ad - Accountant	10/15/2021	EFT	91.25
U.S. BANK	Recruitment Ad - Accountant	10/15/2021	EFT	33.75
U.S. BANK	Remote Management Software	10/15/2021	EFT	1,042.44
U.S. BANK	Remote Management Software	10/15/2021	EFT	385.56
U.S. BANK	Repair Clamp - LC Whse Pace 056953869	10/15/2021	EFT	510.51
U.S. BANK	Replacement Bark 2347 Burns Court - Leak Repair	10/15/2021	EFT	144.79
U.S. BANK	Ring Central	10/15/2021	EFT	535.04
U.S. BANK	Ring Central	10/15/2021	EFT	197.88
U.S. BANK	Safety Day - Crumpacker	10/15/2021	EFT	96.00
U.S. BANK	Safety Day - Crumpacker	10/15/2021	EFT	54.00
U.S. BANK	ScanSnap	10/15/2021	EFT	1,052.15
U.S. BANK	ScanSnap	10/15/2021	EFT	389.14
U.S. BANK	Service Charge	10/15/2021	EFT	113.55
U.S. BANK	Surface Pro Cover	10/15/2021	EFT	111.53
U.S. BANK	SWRCB T4 Renewal - Wyckoff	10/15/2021	EFT	158.57
U.S. BANK	Termination of WW Service Recorded	10/15/2021	EFT	23.00
U.S. BANK	Thermal Compound	10/15/2021	EFT	21.90
U.S. BANK	Thermal Compound	10/15/2021	EFT	8.10
U.S. BANK	Utilities 09/21	10/15/2021	EFT	160.87
U.S. BANK	Utilities 09/21	10/15/2021	EFT	175.99
U.S. BANK	Utilities 09/21	10/15/2021	EFT	258.10
U.S. BANK	Utilities 09/21	10/15/2021	EFT	3,291.47
U.S. BANK	Utilities 09/21	10/15/2021	EFT	1,471.73
U.S. BANK	Utilities 09/21	10/15/2021	EFT	508.62
U.S. BANK	Utilities 09/21	10/15/2021	EFT	116.74
U.S. BANK	Utilities 09/21	10/15/2021	EFT	59.50
U.S. BANK	Utilities 09/21	10/15/2021	EFT	65.09
U.S. BANK	Utilities 09/21	10/15/2021	EFT	3,664.14
U.S. BANK	Utilities 09/21	10/15/2021	EFT	1,511.73
U.S. BANK	Utilities 09/21	10/15/2021	EFT	671.47
U.S. BANK	Utilities 09/21	10/15/2021	EFT	918.32
U.S. BANK	Utilities 09/21	10/15/2021	EFT	204.33
U.S. BANK	Utilities 09/21	10/15/2021	EFT	237.31
U.S. BANK	Vehicle Expenses - Meeting White Pines Lake	10/15/2021	EFT	33.49
U.S. BANK	Water Code Updates Subscription	10/15/2021	EFT	10.73
U.S. BANK	Water Seperator - Hunters WTP	10/15/2021	EFT	747.80
UNDERHILL, BERTHA	Travel 09/21	10/1/2021	138685	78.49
UNDERHILL, BERTHA	Travel 09/21	10/1/2021	138685	29.03
UNION DEMOCRAT	Recruiting Advertisements	10/7/2021	138732	356.68
UNION DEMOCRAT	Recruiting Advertisements	10/7/2021	138732	131.92
UNION DEMOCRAT	Recruiting Ad - Acct II	10/15/2021	138786	389.05
UNION DEMOCRAT	Recruiting Ad - Acct II	10/15/2021	138786	143.89
UNITED PARCEL SERVICE	Shipping Week End 09/18	10/1/2021	138686	22.63
UNITED PARCEL SERVICE	Shipping Week End 09/18	10/1/2021	138686	8.37
UNITED PARCEL SERVICE	Shipping Week End 09/25	10/7/2021	138733	22.63
UNITED PARCEL SERVICE	Shipping Week End 09/25	10/7/2021	138733	8.37

CCWD
AP DISBURSEMENTS
OCTOBER 1-31, 2021

Vendor	Description	Check Date	Check No	Amount
UNITED PARCEL SERVICE	Shipping Week End 10/02	10/15/2021	138787	203.37
UNITED PARCEL SERVICE	Shipping Week End 10/02	10/15/2021	138787	75.21
UNITED PARCEL SERVICE	Shipping Week End 10/09	10/21/2021	138818	22.63
UNITED PARCEL SERVICE	Shipping Week End 10/09	10/21/2021	138818	8.37
UNITED PARCEL SERVICE	Shipping Week End 10/16	10/29/2021	138852	22.63
UNITED PARCEL SERVICE	Shipping Week End 10/16	10/29/2021	138852	8.37
UNITED RENTALS NORTHWEST, INC	Solar Message Boards Public Outreach for AMI/AMR	10/7/2021	138734	17,288.71
USA BLUE BOOK	Lab Supplies - JLWTP	10/1/2021	138687	277.84
USA BLUE BOOK	Lab Supplies - JLWTP	10/7/2021	138735	392.55
USA BLUE BOOK	Reagents - WPWTP	10/7/2021	138735	306.10
USA BLUE BOOK	Lab Supplies - Hunters WTP	10/15/2021	138788	64.01
USA BLUE BOOK	Lab Supplies - CCWTP	10/29/2021	138853	1,004.81
USA BLUE BOOK	Lab Supplies - DF VCTO	10/29/2021	138853	2,063.13
USA BLUE BOOK	Lab Supplies - JLWTP	10/29/2021	138853	505.54
UTICA WATER & POWER AUTHORITY	Pump Testing - Hunters 09/30/21 - 10/3/21	10/29/2021	138854	765.81
VALIC	Deferred Comp 09/30/21 Payroll	10/6/2021	EFT	1,467.60
VALIC	Deferred Comp 09/30/21 Payroll	10/6/2021	EFT	542.81
VALIC	Deferred Comp 10/15/21 Payroll	10/19/2021	EFT	1,478.60
VALIC	Deferred Comp 10/15/21 Payroll	10/19/2021	EFT	546.88
VALLEY SPRINGS NEWS	Ordinance Posting	10/21/2021	138819	189.80
VALLEY SPRINGS NEWS	Ordinance Posting	10/21/2021	138819	70.20
VELA, ANTONIO	UB Refund 1295 Papoose Drive	10/29/2021	138855	153.33
VERIFIED FIRST, LLC	Background Investigation	10/7/2021	138736	26.65
VERIFIED FIRST, LLC	Background Investigation	10/7/2021	138736	9.85
VOYA FINANCIAL	Deferred Comp 09/30/21 Payroll	10/6/2021	EFT	1,269.22
VOYA FINANCIAL	Deferred Comp 09/30/21 Payroll	10/6/2021	EFT	469.44
VOYA FINANCIAL	Deferred Comp 10/15/21 Payroll	10/19/2021	EFT	1,269.22
VOYA FINANCIAL	Deferred Comp 10/15/21 Payroll	10/19/2021	EFT	469.44
WAGeworks	FSA Admin 09/21 Acct#2052567	10/21/2021	138820	160.60
WAGeworks	FSA Admin 09/21 Acct#2052567	10/21/2021	138820	59.40
WEST POINT LUMBER INC	Batteries - Collections Crew	10/15/2021	138789	48.23
WEST POINT LUMBER INC	Hoses, Nozzles - WP	10/15/2021	138789	151.15
WEST POINT LUMBER INC	Shovels - WP	10/15/2021	138789	51.46
WEST POINT LUMBER INC	Water - WP	10/15/2021	138789	8.56
WEX BANK	Fuel 09/21 - District Wide	10/31/2021	EFT	12,267.62
WEX BANK	Fuel 09/21 - District Wide	10/31/2021	EFT	6,900.53
WILSON, JIM	Patch Paving - CC	10/29/2021	138856	8,659.00
YOUNG'S COPPER ACE HARDWARE	Materials & Supplies - CC 09/21	10/7/2021	138737	135.86
TOTAL VENDOR PAYMENTS				1,141,260.27

RESOLUTION NO. 2021-

**A RESOLUTION OF THE BOARD OF DIRECTORS
OF THE CALAVERAS COUNTY WATER DISTRICT**

RATIFYING CLAIM SUMMARY NO. 596

WHEREAS, the Board of Directors of the CALAVERAS COUNTY WATER DISTRICT has reviewed and considered Claim Summary Number 596 at the Regular Meeting held on November 10, 2021; and

WHEREAS, Board Members have resolved questions, issues, or concerns by consultation with District staff during said meeting.

NOW, THEREFORE, BE IT RESOLVED that the CALAVERAS COUNTY WATER DISTRICT Board of Directors hereby ratifies Claim Summary Number 596 in the amount of \$1,672,875.71 for the month of October 2021.

PASSED AND ADOPTED this 10th day of November 2021 by the following vote:

AYES:

NOES:

ABSTAIN:

ABSENT:

CALAVERAS COUNTY WATER DISTRICT

Jeff Davidson, President
Board of Directors

ATTEST:

Rebecca Hitchcock
Clerk to the Board

Agenda Item

DATE: November 10, 2021

TO: Board of Directors

FROM: Michael Minkler, General Manager

SUBJECT: Discussion/Direction the Lake Tulloch Shores Infrastructure Improvements

SUMMARY:

Recently, the Poker Flat Homeowners Association (Homeowners Association) reached out to the District to have a discussion topic added to the agenda regarding the infrastructure in Lake Tulloch Shores.

The Homeowners Association has reached out to various staff members over the past several years regarding their concerns about the leak repairs and would like to bring the discussion to the Board of Directors directly.

FINANCIAL CONSIDERATIONS:

None at this time.

*Attachments: Letter to CCWD from the Poker Flat Homeowners Association
Response Letter from CCWD to the Poker Flat Homeowners Association*



RECEIVED
SEP 07 2021
CCWD

August 26, 2021

Board of Directors
Calaveras County Water District
120 Toma Court
San Andreas, CA 95249

Dear CCWD Board of Directors,

First, on behalf of the community of Lake Tulloch Shores (Poker Flat Homeowners Association), we want to thank you and the CCWD staff for the very friendly, professional, and efficient manner in which you answer questions and respond to calls for repairs in our community.

Our concern, however, is the number of repairs required on our water system. Over the years, CCWD representatives have attended our annual membership meetings and explained the cause of these frequent repairs. We understand that the original developer did not backfill the lateral "poly pipe" service line properly with sand. We know this was not your fault. However, we also know that you accepted the system the way that it was constructed and assumed all the responsibility for maintaining it. We were told that it cost approximately \$2,000 - \$2,500 to repair each leak. We were also told that a subdivision near Valley Springs had a similar problem and that you were in the process of reconstructing their water system.

We asked your staff to provide us with a list of repairs/leaks going back to the year of 2000. At the time, they were not able to do this but did provide information for 2016-2018. On average there were well over 100 leaks per year, or approximately two per week. This has been going on for over twenty years and we continue to report leaks every month – many, if not most, of which are recurring. According to your estimates, that is approximately \$200,000.00 - \$250,000.00 per year. In twenty years, that amounts to 4 to 5 million dollars. It appears that every year you delay doing this you are throwing away \$200,000.00- \$250,000.00. In a few short years, you will have thrown away enough money to rebuild the system properly, which we believe to be a gross mismanagement of public funds.

Due to the frequency of leak repair activity throughout our community, our subdivision roads are a patchwork of repairs. In August 2019, our general manager, Laurie Mitchum was in communication and requested a meeting with Joel Metzger (see enclosed copy of email exchange). On August 28, 2019, Laurie and one of our maintenance staff met with Joel and Damon Wyckoff and took them on a tour of our roads. During the tour, over 30 incomplete road repairs were pointed out. Efforts were made to complete the repairs at that time; however, leaks continue to warrant more and more repairs, further weakening and degrading the integrity of our roads. Please note, this was not our first effort to seek resolution of this problem. A letter dated September 13, 2016 was sent to the attention of Dave Eggerton and copied to Dennis Mills identifying 58 unacceptable road repairs. In March 2017, a letter directed to Robert Creamer, Engineering Analyst, included discussion regarding the unacceptable repairs as well as an inquiry as to what is being planned to address the excessive number of leaks.

We are planning to spend a significant amount of our own money (over \$500,000) during the next couple of years to improve the surface condition of our roads but feel it would be foolish unless our water system is fixed first. We therefore earnestly request that you procure the funds, (loan amount, grant, bond) to reconstruct *all* the poly pipe lateral service lines in our community and backfill them properly with sand.

We look forward to your prompt response.

Sincerely,

Poker Flat Property Owners Association

Joel Metzger <joelm@ccwd.org>
Tue 8/6/2019 2:47 PM

■
Laurie,

Thank you for sending this email that outlines the concerns you and Poker Flat residents have with CCWD. I hope to answer your questions in my responses below. We also look forward to setting up a an in-person meeting with you prior to Poker Flat's Annual Meeting.

First, just a reminder about our annual membership meeting on August 31. We are looking forward to hearing more about the sewer improvement project and how it will affect our community. I anticipate having our speakers start at 9:15am or so.

- We'll be there on the 31st and look forward to the opportunity to provide information about our upcoming construction project and answer questions from community members.

On another subject - I would like to meet with you (and/or whomever you direct me to) regarding the constant and recurring leaks that are occurring within our community. They are so frequent and often repetitive that it seems like something needs to be done to repair the system as a whole. When your crews come out to make repairs, we are left with potholes filled with some type of gravel that creates a huge mess as people drive over it. I know in the past that these were eventually filled in with asphalt however, I am now being told that this is no longer going to be done. Is this true? We have also had a disgruntled member bring a big chunk of asphalt to our office that was left behind following a recent repair on Winchester Drive.

- You make a good point. CCWD's water distribution systems are aging throughout Copperopolis. CCWD is working toward allocating the funds to replace larger sections of distribution lines in neighborhoods, instead of continuing to make small repairs over and over again. Unfortunately, we do not currently have the funding to replace all the lines in Copperopolis that need attention in the near future. However, we hope to identify areas within Poker Flat that are having the most problems and replace those sections of line.
- With regard to the asphalt, CCWD generally puts down temporary patching material after making repairs. Once a number of patches have been done, we hire a paving company to put down hot patches. We know it can be frustrating to wait until the hot patches are complete, but doing these permanent repairs in batches is much more cost effective for the District.
- We will do our best to do a better job cleaning up after leak repairs.

We are very concerned - not only about the mess the repairs result in - but, more importantly, the integrity of our roads. The constant opening of the asphalt results in cracks and general weakening. Also, rain and the leaks themselves seeping under the road surface degrade its strength.

- As always, we strive to minimize negative impacts to roads when making water line repairs. If our efforts to repair leaks and the following road repairs are causing concern, let's find a time to look at some examples of concern in your community.

It would be great if we could meet before the annual meeting as I anticipate we will have questions about these leaks during your presentation. If you would be willing to meet here, we can take a tour so you can see what I'm referring to.

- This is a great idea and a tour sounds great. What days and times would be good for you to meet for a tour?

One other thing - I spoke to you a couple of months ago regarding a leak that had been reported to Damon by our member, Debbie Ferguson. Damon had told her it was fixed, but the leak is still there. You said you would look into it but I never heard back from you. I received an email from Debbie on July 18 which included copy of her email to Damon (also dated July 18) which states she will seek legal counsel if the problem is not resolved. This leak also affects PFPOA property. Are you aware of any progress that has been made on this? The address on this one is 797 Dot Circle.

- My apologies for not circling back with you regarding 797 Dot Circle. We have been in touch with Debbie regarding her water leak concerns. Within the past month, she discovered there was a leak in her personal plumbing system and she had it repaired by a plumber. We are now processing a leak adjustment credit on her account.

We look forward to meeting with you for a tour in the next couple of weeks. Please don't hesitate to contact me at 754-3123 or 768-6270 if you have additional questions.

Joel

CALAVERAS COUNTY WATER DISTRICT

120 Toma Court San Andreas, CA 95249 | Main Line (209) 754-3543



Poker Flat Property Owners Association
385 Poker Flat Road
Copperopolis, CA. 95228

October 8, 2021

Dear Poker Flat Property Owners Association,

Thank you for reaching out to address your concerns with CCWD. We were very pleased to hear that you have received friendly, professional, and efficient responses to your questions and requests for repairs. We have made a significant effort to improve our responsiveness to customer requests and concerns. We also understand the urgency of your issues due to your Association's plans improve the surface condition of your roads over the next few years. We understand this is a significant investment and CCWD does not want to negatively impact these improvements.

Every year, CCWD prioritizes numerous infrastructure improvement projects throughout the County based on various factors. At the same time, we must ensure we are maintaining fiscal responsibility by identifying funding sources to offset the costs of these projects. We understand that service line leaks in Poker Flat have been a problem for a long time and that at some point a significant service line replacement project will be required. Although no specific timeline is in place, CCWD is evaluating the appropriate timing and sources of funding for a service line replacement project within the community of Lake Tulloch Shores. We hope to have an update on the timing of such a project prior to the end of this fiscal year in June, 2022.

CCWD will also be coordinating with PG&E, who unfortunately shares a common trench with CCWD within Lake Tulloch Shores, on any infrastructure projects in your subdivision. As a coordinated effort, CCWD and PG&E must address the common trench issue prior to the implementation of a service line replacement project. We raise this issue because PG&E may have to relocate some of its underground power lines, which would also impact your roads. We will keep you posted on the status of our discussions with PG&E as they progress.

We also understand your frustration regarding the timing of road paving after a leak has been repaired. It would be prohibitively expensive for CCWD to complete a final pavement repair on each leak site as the repairs occur. To control costs, we must wait until a significant number of repairs are ready for final paving prior to hiring a contractor to complete the effort. In the meantime, we work hard to minimize the impact on the community by providing high quality

temporary road repairs until final paving is complete. We understand the temporary patches can degrade over time and we repair them when we become aware of issues.

Overall, we share your frustration regarding the condition of the service lines in Poker Flat. While we disagree that there has been any mismanagement of public funds, we recognize the worsening problem and we are working on a solution. We also understand the importance of coordinating our work effort with your road improvements. We appreciate you raising that issue and we look forward to coordinating with you as our respective projects are implemented.

Thank you for taking the time to initiate this conversation with us and we look forward to discussing these items at your next meeting on October 23.

Sincerely,

Michael Minkler
General Manager
Calaveras County Water District

cc: CCWD Board of Directors

Agenda Item

DATE: November 10, 2021

TO: Michael Minkler, General Manager

FROM: Damon Wyckoff, Director of Operations
Patrick Burkhardt, Construction and Maintenance Manager
Stacey Lollar, HR Manager

SUBJECT: Discussion/Action regarding the Creation of an Underground Utility Crew

RECOMMENDED ACTION:

Motion: _____ / _____ adopting Resolution No. 2021 - ____ approving Side Letter Agreement with SEIU Local 1021

Motion: _____ / _____ adopting Resolution No. 2021 - ____ amending Fiscal Year 2021-22 Personnel Allocation.

SUMMARY:

Calaveras County Water District (CCWD or District) continues to experience an inordinately high volume of service lateral failures. This is particularly true for the Copper Cove and Jenny Lind area distribution systems. Poker Flat and Rancho Calaveras service laterals are failing at an ever-increasing rate. It is well known that when these subdivisions were created the service laterals were bedded in native soil full of sharp shale and rocks. This issue, coupled with age and fluctuating high system pressures, has created a significant infrastructure problem for CCWD. CCWD staff have done a remarkable job of increasing the number of leaks they are able to repair on a regular basis, but the work effort will continue to increase until the service laterals are replaced. CCWD has contemplated various options for service lateral replacement projects over the last several years, but the District's limited resources have been directed at other priority infrastructure issues. Having completed many significant infrastructure projects that were a drain on District resources in recent years, staff have developed a cost-effective strategy for the Board's consideration that will enable the District to direct resources to service lateral replacements and other much-needed underground infrastructure work.

In 2020 CCWD worked to resolve the service lateral leak problem in a particularly poor portion of the system in Rancho Calaveras and created the Kirby, Gabor, Garner Service Lateral Replacement Project. This publicly-bid project (only one bid was received) replaced 102 service laterals (serving 204 parcels) from the main to the meter with 1 1/2" polyethylene service laterals and associated infrastructure. The work effort was

completed by T&S West Construction and their sub-contractor Dirt Dynasty. It was fraught with issues throughout the work effort and was expensive. The project ultimately cost CCWD \$581,883.08, or \$5,704.00 per service lateral replacement.

The Poker Flat subdivision in the Copper Cove service area is currently experiencing en masse service lateral failures akin to what the District sees in Rancho Calaveras. The District's Copper Distribution crew cannot repair services quickly enough keep up with the rate of failure. While Rancho Calaveras is still the service area that presents the biggest service lateral leak problems, Poker Flat would also benefit from a service lateral replacement project.

Solution

After evaluating the cost of hiring contractors to do large service lateral replacement projects, staff determined it would be more cost-effective to create an in-house Underground Utility Crew to methodically work through all service areas of the District replacing service laterals, fire hydrants, water and sewer mains, and relining manholes. This crew would be comprised of one Senior Utility Worker and three Utility Workers, with the Senior Utility Worker directly reporting to the Construction and Maintenance Manager.

Though it can be beneficial to the District to designate a project, put it out to public bid where the District can set a project completion deadline and hold a contractor accountable, it is also very costly to the District. Another concern with creating another publicly bid project is the status of current construction industry, which is not as responsive as they have been. The District does not anticipate receiving multiple responsive bids, considering only one responsive bid was received for the Kirby, Gabor, Garner Service Lateral Replacement Project.

While the project may take longer, an in-house crew will save money and provides many other benefits. For example, continuity of work because service lateral replacements will be replaced to District standards with acceptable materials every time. The ability to re-direct the crew to other renewal and replacement efforts post service lateral replacements is an important item to consider as well. Once the crew has completed the service lateral replacement effort, they can move on to replace fire hydrants, water and sewer mains, pressure reducing stations, re-line manholes etc. After some years, when all the District's service laterals have been replaced, CCWD will have a crew of highly experienced field workers to either back fill positions left vacant due to anticipated long term employee retirements or work alongside the District's current Construction crew to complete construction related and underground work efforts such as: building appurtenances at treatment facilities, constructing and repairing roads, rehabilitating infrastructure, cleaning dams and reservoirs, etc.

Timeline

Following is the proposed timeline which is recognized to be aggressive but attainable:

November 3rd – COMPLETED - District management met with the SEIU executive team to discuss the creation of Underground Crew. The proposal was met with enthusiasm and agreement by the Union's executive team.

November 10th - Regular Board Meeting – take agenda item to the Board for consideration of creating the Underground Crew through a personnel allocation amendment and side letter agreement.

November 12th – If approved by the Board, post in house for a Senior Utility Worker. MOU requires a seven-day posting.

November 19th – Posting closes and job bids to be reviewed.

November 22nd – Assuming qualified in-house candidates apply, conduct interviews for Senior Utility Worker applicants. Once a lead is selected for this crew, the District will proceed with backfilling that employee's position and filling the other positions on the underground crew. This will be done as quickly as possible, but it could take several months for the crew to be fully staffed.

Conclusion

The creation and deployment of an Underground Crew makes the most sense when it comes to considering how to effectively replace service laterals throughout CCWD's service areas. It is the least expensive, most comprehensive, and flexible option to provide tangible improvement to CCWD's water loss and failing service lateral issues. Moreover, this Underground Crew can then be re-purposed to address a myriad of other construction-related issues when they are in-between comprehensive work tasks and projects.

FINANCIAL CONSIDERATIONS:

In-house service lateral replacement costs are currently estimated to be \$2,911.77 (includes labor and materials), with a four-man crew which is substantially less than \$5,704 per service lateral paid during the Kirby, Gabor, Garner Service Lateral Replacement Project. The Kirby, Gabor, Garner project did include different materials (1 1/2" poly, hi-max couplings at the main, etc.) that made that project more expensive than most run of the mill service lateral replacement efforts, but even if you incorporate those costs, the District will realize savings to the tune of \$1,200 per service lateral by creating and implementing an Underground Crew. That is nearly two service laterals in-house for everyone service lateral replaced by a contractor through a publicly bid project.

In the Copper Cove Poker Flat subdivision alone, there are 219 service laterals, most of which need to be replaced, which would take a four-person underground crew approximately 10 months assuming 300 lateral replacements in a year. This would result in an estimated savings of nearly \$300,000. There are 1,510 service laterals needing to be replaced in the Valley Springs, which will result in an additional savings of nearly

\$800,000 per year when comparing the use of an in-house crew vs. a contractor. Operations Department managers will determine the highest priority areas for this crew to target while the crew is being established.

Staff's recommendation is to start with three new FTEs and one transfer from the construction crew. This will hinder the effectiveness of the construction crew to a certain degree, but the hope is that the Underground Crew will start to reduce workload for the construction and distribution crews in short order. Staff will evaluate the proper staffing levels of these crews on an ongoing basis.


Labor (compensation and benefits) to establish an Underground Crew of four (three new FTEs) for the remainder of this fiscal year (with start dates of February 2022) and subsequent three years equates to \$1,715,353:

Fiscal Year	Full Labor Costs	R&R Funding	Water Funded
FY 21/22	\$198,500	\$168,725	\$29,775
FY 22/23	\$494,816	\$420,594	\$74,223
FY 23/24	\$506,204	\$430,274	\$75,931
FY 24/25	\$515,833	\$438,459	\$77,375
Totals	\$1,715,353	\$1,458,050	\$257,302

Initial estimates of work effort show that 85% of the annual hours will be associated with the serve line replacement projects while 15% will be for general operations and maintenance. The projects will be included in the amended CIP with funding in addition to a mid-year adjustment to address operational costs covering the 15%. R&R revenue in conjunction with water infrastructure reserve funds will cover the majority of these costs.

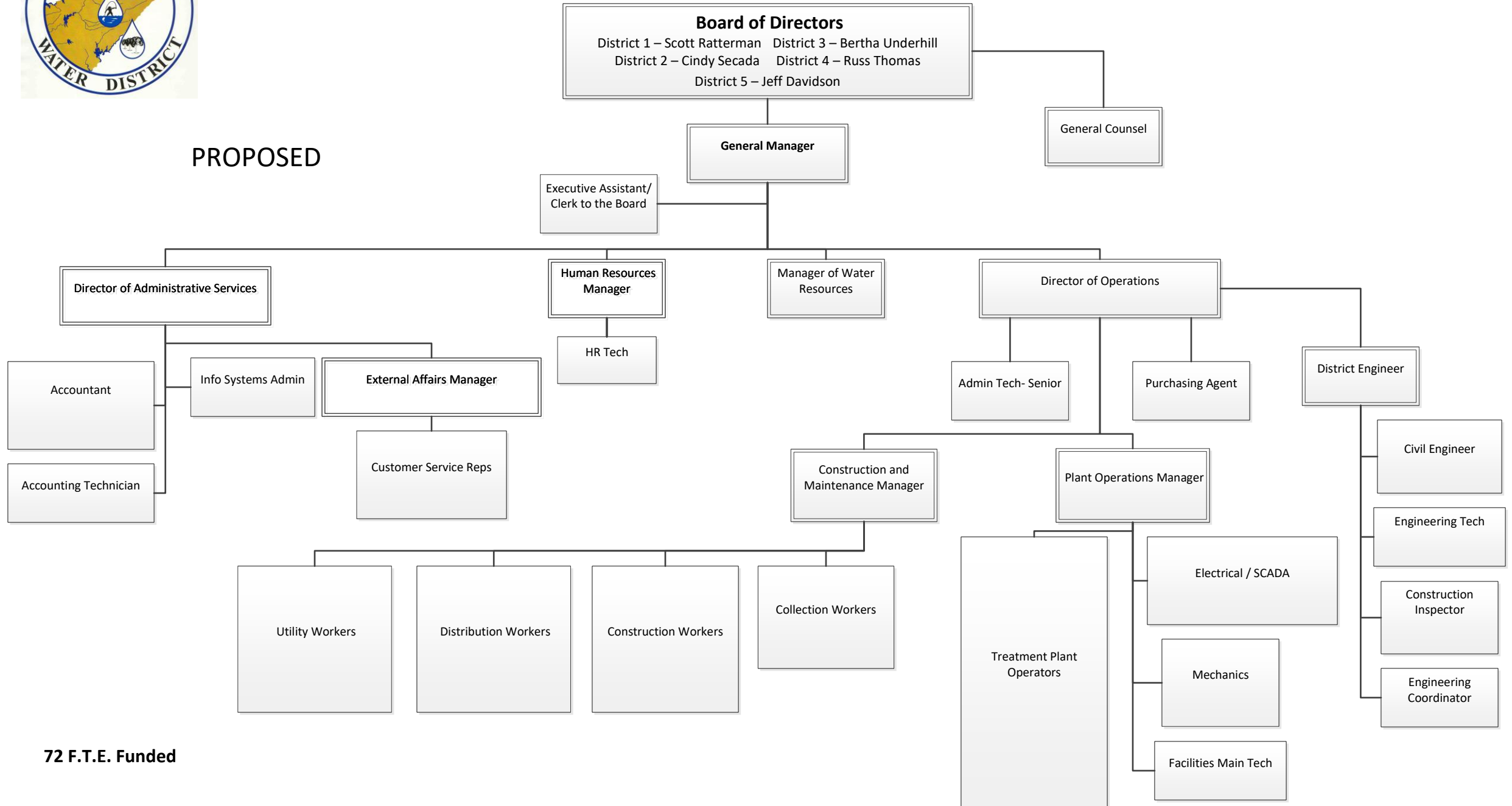
The alternative would be to add service lateral replacement projects for approximately 1,700 service laterals throughout the District to the Capital Improvement Program. Based on recent experience, the cost of those projects could reach \$10 million and would likely be delayed pending the availability of funding.

- Attachments:
- Proposed Organizational Chart*
 - Proposed Updated Personnel Allocation Fiscal Year 2021/22*
 - Side Letter Agreement*
 - SEIU Wage Scale with Underground Crew*
 - Resolution 2021-___ Side Letter Agreement with SEIU Local 1021*
 - Resolution 2021-___ Amending Personnel Allocation*



Calaveras County Water District Org Chart

PROPOSED



72 F.T.E. Funded

Department	Full Time Position	FY 2020-21	FY 2021-22
Administrative Services	Accountant I/II*	2	2
	Accounting Technician I/II	1	1
	Customer Service Representative I/II/III/SR	3	3
	Director of Administrative Services	1	1
	External Affairs Manager	1	1
	Information System Administrator	1	1
	Succession IT Admin (2 Months) **	0	0.17
59 – Administrative Services Total		9	9.17
Engineering/Technical Services	Civil Engineer	1	0
	Construction Inspector I/II/III/SR	1	0
	District Engineer	1	1
	Engineer - Associate, Civil, Senior	0	3
	Engineering Coordinator	1	1
	Engineering Technician	1	1
	Senior Civil Engineer	2	0
	Senior Supervisor of Construction/ Inspection	0	1
58 – Engineering/Technical Services Total		7	7
General Management	Executive Assistant/Clerk to the Board	1	1
	General Manager	1	1
	Human Resources Manager	1	1
	Human Resources Technician	1	1
General Management Total		4	4
Utility Services	Administrative Technician I/II/Sr	1	1
	Collection System Worker I/II/III/IV/Sr	5	5
	Construction and Maintenance Manager	1	1
	Construction Worker I/II/III/Sr	7	7
	Director of Operations	1	1
	Distribution Worker I/II/III/IV/Sr	7	9
	Electrical/Instrumentation Tech I/II/Sr	1	1
	Electrical/SCADA Senior Supervisor	1	1
	Facilities Maintenance Worker	1	1
	Mechanic I/II/Sr	4	3
	Meter Reader Trainee/I/II	2	0
	Operations, Senior Supervisor	4	4
	Plant Operations Manager	1	1
	Purchasing Agent	1	1
	SCADA Technician I/Sr	2	2
	Utility Worker I/II/Sr***	0	3
	Water/Wastewater Plant Operator	10	10
Utility Services Total		49	51
Water Resources	Manager of Water Resources	1	1
Water Resources Total		1	1
Total Personnel Allocation		70	72.17

* Accountant II Retiring Mid Year

** IT Administrator succession overlap for 2 months

*** Added Utility Worker Series

CALAVERAS COUNTY WATER DISTRICT
MEMORANDUM OF UNDERSTANDING
with
SEIU LOCAL 1021
Term: July 1, 2021 through June 30, 2026

Side Letter of Agreement
SEIU Local 1021 and Calaveras County Water District
Amendment to Wage Schedule effective November 10, 2021

Effective November 10, 2021, the Calaveras County Water District (the District) and SEIU Local 1021 (the Union) agree to the following side letter amending the Memorandum of Understanding (MOU) for the term July 1, 2021 through June 30, 2026.

Wage schedule effective November 10, 2021, which includes the following additions:

1. Utility Worker I
2. Utility Worker II
3. Utility Worker Senior

All MOU language not included in this amendment remains the same and continues to be valid.

Signed and agreed:

For the District:

For the Union:

Michael Minkler
General Manager

Dennis Mallory
SEIU Local 1021 Field Representative

Date: _____

Date: _____

Richard Hibbard
SEIU Local 1021 Chapter President

Date: _____

APPENDIX A - SEIU Local 1021 Union Wage Schedule
PROPOSED Effective 10/01/2021 (with a 4% Salary Increase and Equity Adjustments)

Classification	Pay Freq.	Step 1	Step 2	Step 3	Step 4	Step 5
Accountant I	Hourly	\$36.08	\$37.88	\$39.78	\$41.77	\$43.85
	Bi-Monthly	\$3,126.50	\$3,283.00	\$3,447.50	\$3,620.00	\$3,800.50
	Monthly	\$6,253	\$6,566	\$6,895	\$7,240	\$7,601
	Yearly	\$75,036	\$78,792	\$82,740	\$86,880	\$91,212
Accountant II	Hourly	\$39.77	\$41.76	\$43.85	\$46.04	\$48.35
	Bi-Monthly	\$3,447.00	\$3,619.50	\$3,800.50	\$3,990.50	\$4,190.50
	Monthly	\$6,894	\$7,239	\$7,601	\$7,981	\$8,381
	Yearly	\$82,728	\$86,868	\$91,212	\$95,772	\$100,572
Accounting Technician I	Hourly	\$29.68	\$31.17	\$32.73	\$34.36	\$36.08
	Bi-Monthly	\$2,572.00	\$2,701.00	\$2,836.50	\$2,978.00	\$3,127.00
	Monthly	\$5,144	\$5,402	\$5,673	\$5,956	\$6,254
	Yearly	\$61,728	\$64,824	\$68,076	\$71,472	\$75,048
Accounting Technician II	Hourly	\$32.72	\$34.36	\$36.08	\$37.88	\$39.77
	Bi-Monthly	\$2,835.50	\$2,977.50	\$3,126.50	\$3,283.00	\$3,447.00
	Monthly	\$5,671	\$5,955	\$6,253	\$6,566	\$6,894
	Yearly	\$68,052	\$71,460	\$75,036	\$78,792	\$82,728
Administrative Technician I	Hourly	\$23.25	\$24.42	\$25.64	\$26.92	\$28.27
	Bi-Monthly	\$2,015.00	\$2,116.00	\$2,222.00	\$2,333.00	\$2,450.00
	Monthly	\$4,030	\$4,232	\$4,444	\$4,666	\$4,900
	Yearly	\$48,360	\$50,784	\$53,328	\$55,992	\$58,800
Administrative Technician II	Hourly	\$26.92	\$28.27	\$29.68	\$31.17	\$32.73
	Bi-Monthly	\$2,333.00	\$2,450.00	\$2,572.50	\$2,701.50	\$2,836.50
	Monthly	\$4,666	\$4,900	\$5,145	\$5,403	\$5,673
	Yearly	\$55,992	\$58,800	\$61,740	\$64,836	\$68,076
Administrative Technician, Senior	Hourly	\$29.68	\$31.17	\$32.73	\$34.36	\$36.08
	Bi-Monthly	\$2,572.00	\$2,701.00	\$2,836.50	\$2,978.00	\$3,127.00
	Monthly	\$5,144	\$5,402	\$5,673	\$5,956	\$6,254
	Yearly	\$61,728	\$64,824	\$68,076	\$71,472	\$75,048
Collection System Worker Trainee	Hourly	\$22.59	\$23.72	\$24.91	\$26.15	\$27.46
	Bi-Monthly	\$1,957.50	\$2,055.50	\$2,158.50	\$2,266.50	\$2,379.50
	Monthly	\$3,915	\$4,111	\$4,317	\$4,533	\$4,759
	Yearly	\$46,980	\$49,332	\$51,804	\$54,396	\$57,108
Collection System Worker I	Hourly	\$24.90	\$26.15	\$27.46	\$28.83	\$30.27
	Bi-Monthly	\$2,158.00	\$2,266.00	\$2,379.50	\$2,498.50	\$2,623.50
	Monthly	\$4,316	\$4,532	\$4,759	\$4,997	\$5,247
	Yearly	\$51,792	\$54,384	\$57,108	\$59,964	\$62,964
Collection System Worker II	Hourly	\$27.46	\$28.83	\$30.27	\$31.79	\$33.38
	Bi-Monthly	\$2,379.50	\$2,498.50	\$2,623.50	\$2,755.00	\$2,892.50
	Monthly	\$4,759	\$4,997	\$5,247	\$5,510	\$5,785
	Yearly	\$57,108	\$59,964	\$62,964	\$66,120	\$69,420
Collection System Worker III	Hourly	\$30.27	\$31.79	\$33.38	\$35.05	\$36.80
	Bi-Monthly	\$2,623.50	\$2,755.00	\$2,893.00	\$3,037.50	\$3,189.50
	Monthly	\$5,247	\$5,510	\$5,786	\$6,075	\$6,379
	Yearly	\$62,964	\$66,120	\$69,432	\$72,900	\$76,548
Collection System Worker IV	Hourly	\$33.38	\$35.05	\$36.80	\$38.64	\$40.58
	Bi-Monthly	\$2,892.50	\$3,037.50	\$3,189.50	\$3,349.00	\$3,516.50
	Monthly	\$5,785	\$6,075	\$6,379	\$6,698	\$7,033
	Yearly	\$69,420	\$72,900	\$76,548	\$80,376	\$84,396
Collection System Worker, Senior	Hourly	\$36.80	\$38.64	\$40.57	\$42.60	\$44.73
	Bi-Monthly	\$3,189.00	\$3,348.50	\$3,516.00	\$3,692.00	\$3,876.50
	Monthly	\$6,378	\$6,697	\$7,032	\$7,384	\$7,753
	Yearly	\$76,536	\$80,364	\$84,384	\$88,608	\$93,036
Construction Inspector I	Hourly	\$27.46	\$28.83	\$30.27	\$31.79	\$33.38
	Bi-Monthly	\$2,379.50	\$2,498.50	\$2,623.50	\$2,755.00	\$2,892.50
	Monthly	\$4,759	\$4,997	\$5,247	\$5,510	\$5,785
	Yearly	\$57,108	\$59,964	\$62,964	\$66,120	\$69,420
Construction Inspector II	Hourly	\$30.27	\$31.79	\$33.38	\$35.05	\$36.80
	Bi-Monthly	\$2,623.50	\$2,755.00	\$2,893.00	\$3,037.50	\$3,189.50
	Monthly	\$5,247	\$5,510	\$5,786	\$6,075	\$6,379
	Yearly	\$62,964	\$66,120	\$69,432	\$72,900	\$76,548
Construction Inspector III	Hourly	\$33.38	\$35.05	\$36.80	\$38.64	\$40.58
	Bi-Monthly	\$2,892.50	\$3,037.50	\$3,189.50	\$3,349.00	\$3,516.50
	Monthly	\$5,785	\$6,075	\$6,379	\$6,698	\$7,033
	Yearly	\$69,420	\$72,900	\$76,548	\$80,376	\$84,396
Construction Inspector, Senior	Hourly	\$36.80	\$38.64	\$40.57	\$42.60	\$44.73
	Bi-Monthly	\$3,189.00	\$3,348.50	\$3,516.00	\$3,692.00	\$3,876.50
	Monthly	\$6,378	\$6,697	\$7,032	\$7,384	\$7,753
	Yearly	\$76,536	\$80,364	\$84,384	\$88,608	\$93,036

APPENDIX A - SEIU Local 1021 Union Wage Schedule
PROPOSED Effective 10/01/2021 (with a 4% Salary Increase and Equity Adjustments)

Classification	Pay Freq.	Step 1	Step 2	Step 3	Step 4	Step 5
Construction Worker I	Hourly	\$27.46	\$28.83	\$30.27	\$31.79	\$33.38
	Bi-Monthly	\$2,379.50	\$2,498.50	\$2,623.50	\$2,755.00	\$2,892.50
	Monthly	\$4,759	\$4,997	\$5,247	\$5,510	\$5,785
	Yearly	\$57,108	\$59,964	\$62,964	\$66,120	\$69,420
Construction Worker II	Hourly	\$30.27	\$31.79	\$33.38	\$35.05	\$36.80
	Bi-Monthly	\$2,623.50	\$2,755.00	\$2,893.00	\$3,037.50	\$3,189.50
	Monthly	\$5,247	\$5,510	\$5,786	\$6,075	\$6,379
	Yearly	\$62,964	\$66,120	\$69,432	\$72,900	\$76,548
Construction Worker III	Hourly	\$33.38	\$35.05	\$36.80	\$38.64	\$40.58
	Bi-Monthly	\$2,892.50	\$3,037.50	\$3,189.50	\$3,349.00	\$3,516.50
	Monthly	\$5,785	\$6,075	\$6,379	\$6,698	\$7,033
	Yearly	\$69,420	\$72,900	\$76,548	\$80,376	\$84,396
Construction Worker, Senior	Hourly	\$36.80	\$38.64	\$40.57	\$42.60	\$44.73
	Bi-Monthly	\$3,189.00	\$3,348.50	\$3,516.00	\$3,692.00	\$3,876.50
	Monthly	\$6,378	\$6,697	\$7,032	\$7,384	\$7,753
	Yearly	\$76,536	\$80,364	\$84,384	\$88,608	\$93,036
Customer Service Representative I	Hourly	\$23.25	\$24.42	\$25.64	\$26.92	\$28.27
	Bi-Monthly	\$2,015.00	\$2,116.00	\$2,222.00	\$2,333.00	\$2,450.00
	Monthly	\$4,030	\$4,232	\$4,444	\$4,666	\$4,900
	Yearly	\$48,360	\$50,784	\$53,328	\$55,992	\$58,800
Customer Service Representative II	Hourly	\$26.92	\$28.27	\$29.68	\$31.17	\$32.73
	Bi-Monthly	\$2,333.00	\$2,450.00	\$2,572.50	\$2,701.50	\$2,836.50
	Monthly	\$4,666	\$4,900	\$5,145	\$5,403	\$5,673
	Yearly	\$55,992	\$58,800	\$61,740	\$64,836	\$68,076
Customer Service Representative III	Hourly	\$29.68	\$31.17	\$32.73	\$34.36	\$36.08
	Bi-Monthly	\$2,572.00	\$2,701.00	\$2,836.50	\$2,978.00	\$3,127.00
	Monthly	\$5,144	\$5,402	\$5,673	\$5,956	\$6,254
	Yearly	\$61,728	\$64,824	\$68,076	\$71,472	\$75,048
Customer Service Representative, Senior	Hourly	\$32.72	\$34.36	\$36.08	\$37.88	\$39.77
	Bi-Monthly	\$2,835.50	\$2,977.50	\$3,126.50	\$3,283.00	\$3,447.00
	Monthly	\$5,671	\$5,955	\$6,253	\$6,566	\$6,894
	Yearly	\$68,052	\$71,460	\$75,036	\$78,792	\$82,728
Distribution Worker Trainee	Hourly	\$22.59	\$23.72	\$24.91	\$26.15	\$27.46
	Bi-Monthly	\$1,957.50	\$2,055.50	\$2,158.50	\$2,266.50	\$2,379.50
	Monthly	\$3,915	\$4,111	\$4,317	\$4,533	\$4,759
	Yearly	\$46,980	\$49,332	\$51,804	\$54,396	\$57,108
Distribution Worker I	Hourly	\$24.90	\$26.15	\$27.46	\$28.83	\$30.27
	Bi-Monthly	\$2,158.00	\$2,266.00	\$2,379.50	\$2,498.50	\$2,623.50
	Monthly	\$4,316	\$4,532	\$4,759	\$4,997	\$5,247
	Yearly	\$51,792	\$54,384	\$57,108	\$59,964	\$62,964
Distribution Worker II	Hourly	\$27.46	\$28.83	\$30.27	\$31.79	\$33.38
	Bi-Monthly	\$2,379.50	\$2,498.50	\$2,623.50	\$2,755.00	\$2,892.50
	Monthly	\$4,759	\$4,997	\$5,247	\$5,510	\$5,785
	Yearly	\$57,108	\$59,964	\$62,964	\$66,120	\$69,420
Distribution Worker III	Hourly	\$30.27	\$31.79	\$33.38	\$35.05	\$36.80
	Bi-Monthly	\$2,623.50	\$2,755.00	\$2,893.00	\$3,037.50	\$3,189.50
	Monthly	\$5,247	\$5,510	\$5,786	\$6,075	\$6,379
	Yearly	\$62,964	\$66,120	\$69,432	\$72,900	\$76,548
Distribution Worker IV	Hourly	\$33.38	\$35.05	\$36.80	\$38.64	\$40.58
	Bi-Monthly	\$2,892.50	\$3,037.50	\$3,189.50	\$3,349.00	\$3,516.50
	Monthly	\$5,785	\$6,075	\$6,379	\$6,698	\$7,033
	Yearly	\$69,420	\$72,900	\$76,548	\$80,376	\$84,396
Distribution Worker, Senior	Hourly	\$36.80	\$38.64	\$40.57	\$42.60	\$44.73
	Bi-Monthly	\$3,189.00	\$3,348.50	\$3,516.00	\$3,692.00	\$3,876.50
	Monthly	\$6,378	\$6,697	\$7,032	\$7,384	\$7,753
	Yearly	\$76,536	\$80,364	\$84,384	\$88,608	\$93,036
Electrician/Instrumentation Tech I	Hourly	\$33.38	\$35.05	\$36.80	\$38.64	\$40.58
	Bi-Monthly	\$2,892.50	\$3,037.50	\$3,189.50	\$3,349.00	\$3,516.50
	Monthly	\$5,785	\$6,075	\$6,379	\$6,698	\$7,033
	Yearly	\$69,420	\$72,900	\$76,548	\$80,376	\$84,396
Electrician/Instrumentation Tech II	Hourly	\$36.80	\$38.64	\$40.57	\$42.60	\$44.73
	Bi-Monthly	\$3,189.00	\$3,348.50	\$3,516.00	\$3,692.00	\$3,876.50
	Monthly	\$6,378	\$6,697	\$7,032	\$7,384	\$7,753
	Yearly	\$76,536	\$80,364	\$84,384	\$88,608	\$93,036
Electrician/Instrumentation Tech, Senior	Hourly	\$40.58	\$42.61	\$44.74	\$46.97	\$49.33
	Bi-Monthly	\$3,516.50	\$3,692.50	\$3,877.50	\$4,071.00	\$4,275.00
	Monthly	\$7,033	\$7,385	\$7,755	\$8,142	\$8,550
	Yearly	\$84,396	\$88,620	\$93,060	\$97,704	\$102,600

APPENDIX A - SEIU Local 1021 Union Wage Schedule
PROPOSED Effective 10/01/2021 (with a 4% Salary Increase and Equity Adjustments)

Classification	Pay Freq.	Step 1	Step 2	Step 3	Step 4	Step 5
Engineer - Associate	Hourly	\$43.85	\$46.05	\$48.36	\$50.78	\$53.31
	Bi-Monthly	\$3,800.50	\$3,991.00	\$4,191.00	\$4,400.50	\$4,620.50
	Monthly	\$7,601	\$7,982	\$8,382	\$8,801	\$9,241
	Yearly	\$91,212	\$95,784	\$100,584	\$105,612	\$110,892
Engineer - Civil	Hourly	\$48.35	\$50.76	\$53.30	\$55.97	\$58.77
	Bi-Monthly	\$4,190.00	\$4,399.50	\$4,619.50	\$4,850.50	\$5,093.00
	Monthly	\$8,380	\$8,799	\$9,239	\$9,701	\$10,186
	Yearly	\$100,560	\$105,588	\$110,868	\$116,412	\$122,232
Engineer - Civil Senior	Hourly	\$53.30	\$55.97	\$58.77	\$61.71	\$64.79
	Bi-Monthly	\$4,619.50	\$4,850.50	\$5,093.50	\$5,348.00	\$5,615.50
	Monthly	\$9,239	\$9,701	\$10,187	\$10,696	\$11,231
	Yearly	\$110,868	\$116,412	\$122,244	\$128,352	\$134,772
Engineering Analyst	Hourly	\$46.04	\$48.35	\$50.78	\$53.31	\$55.98
	Bi-Monthly	\$3,990.50	\$4,190.50	\$4,400.50	\$4,620.50	\$4,851.50
	Monthly	\$7,981	\$8,381	\$8,801	\$9,241	\$9,703
	Yearly	\$95,772	\$100,572	\$105,612	\$110,892	\$116,436
Engineering Coordinator	Hourly	\$32.72	\$34.36	\$36.08	\$37.88	\$39.77
	Bi-Monthly	\$2,835.50	\$2,977.50	\$3,126.50	\$3,283.00	\$3,447.00
	Monthly	\$5,671	\$5,955	\$6,253	\$6,566	\$6,894
	Yearly	\$68,052	\$71,460	\$75,036	\$78,792	\$82,728
Engineering Technician I	Hourly	\$31.16	\$32.72	\$34.36	\$36.08	\$37.89
	Bi-Monthly	\$2,700.50	\$2,836.00	\$2,978.00	\$3,127.00	\$3,283.50
	Monthly	\$5,401	\$5,672	\$5,956	\$6,254	\$6,567
	Yearly	\$64,812	\$68,064	\$71,472	\$75,048	\$78,804
Engineering Technician II	Hourly	\$36.08	\$37.88	\$39.78	\$41.77	\$43.85
	Bi-Monthly	\$3,126.50	\$3,283.00	\$3,447.50	\$3,620.00	\$3,800.50
	Monthly	\$6,253	\$6,566	\$6,895	\$7,240	\$7,601
	Yearly	\$75,036	\$78,792	\$82,740	\$86,880	\$91,212
Engineering Technician, Senior	Hourly	\$41.76	\$43.85	\$46.05	\$48.35	\$50.77
	Bi-Monthly	\$3,619.50	\$3,800.50	\$3,991.00	\$4,190.50	\$4,400.00
	Monthly	\$7,239	\$7,601	\$7,982	\$8,381	\$8,800
	Yearly	\$86,868	\$91,212	\$95,784	\$100,572	\$105,600
Facilities Maintenance Technician	Hourly	\$25.63	\$26.92	\$28.27	\$29.68	\$31.17
	Bi-Monthly	\$2,221.50	\$2,333.00	\$2,450.00	\$2,572.50	\$2,701.00
	Monthly	\$4,443	\$4,666	\$4,900	\$5,145	\$5,402
	Yearly	\$53,316	\$55,992	\$58,800	\$61,740	\$64,824
Information Systems Administrator	Hourly	\$46.04	\$48.35	\$50.78	\$53.31	\$55.98
	Bi-Monthly	\$3,990.50	\$4,190.50	\$4,400.50	\$4,620.50	\$4,851.50
	Monthly	\$7,981	\$8,381	\$8,801	\$9,241	\$9,703
	Yearly	\$95,772	\$100,572	\$105,612	\$110,892	\$116,436
Information Systems Analyst	Hourly	\$32.72	\$34.36	\$36.08	\$37.88	\$39.77
	Bi-Monthly	\$2,835.50	\$2,977.50	\$3,126.50	\$3,283.00	\$3,447.00
	Monthly	\$5,671	\$5,955	\$6,253	\$6,566	\$6,894
	Yearly	\$68,052	\$71,460	\$75,036	\$78,792	\$82,728
Mechanic I	Hourly	\$30.87	\$32.41	\$34.03	\$35.73	\$37.52
	Bi-Monthly	\$2,675.00	\$2,809.00	\$2,949.50	\$3,097.00	\$3,252.00
	Monthly	\$5,350	\$5,618	\$5,899	\$6,194	\$6,504
	Yearly	\$64,200	\$67,416	\$70,788	\$74,328	\$78,048
Mechanic II	Hourly	\$34.03	\$35.73	\$37.52	\$39.39	\$41.37
	Bi-Monthly	\$2,949.00	\$3,096.50	\$3,251.50	\$3,414.00	\$3,585.00
	Monthly	\$5,898	\$6,193	\$6,503	\$6,828	\$7,170
	Yearly	\$70,776	\$74,316	\$78,036	\$81,936	\$86,040
Mechanic, Senior	Hourly	\$37.52	\$39.40	\$41.37	\$43.44	\$45.61
	Bi-Monthly	\$3,251.50	\$3,414.50	\$3,585.50	\$3,764.50	\$3,953.00
	Monthly	\$6,503	\$6,829	\$7,171	\$7,529	\$7,906
	Yearly	\$78,036	\$81,948	\$86,052	\$90,348	\$94,872
Meter Reader Trainee	Hourly	\$22.14	\$23.25	\$24.42	\$25.64	\$26.92
	Bi-Monthly	\$1,919.00	\$2,015.00	\$2,116.00	\$2,222.00	\$2,333.00
	Monthly	\$3,838	\$4,030	\$4,232	\$4,444	\$4,666
	Yearly	\$46,056	\$48,360	\$50,784	\$53,328	\$55,992
Meter Reader I	Hourly	\$24.42	\$25.64	\$26.93	\$28.27	\$29.68
	Bi-Monthly	\$2,116.00	\$2,222.00	\$2,333.50	\$2,450.00	\$2,572.50
	Monthly	\$4,232	\$4,444	\$4,667	\$4,900	\$5,145
	Yearly	\$50,784	\$53,328	\$56,004	\$58,800	\$61,740
Meter Reader II	Hourly	\$26.92	\$28.27	\$29.68	\$31.17	\$32.73
	Bi-Monthly	\$2,333.00	\$2,450.00	\$2,572.50	\$2,701.50	\$2,836.50
	Monthly	\$4,666	\$4,900	\$5,145	\$5,403	\$5,673
	Yearly	\$55,992	\$58,800	\$61,740	\$64,836	\$68,076

APPENDIX A - SEIU Local 1021 Union Wage Schedule
PROPOSED Effective 10/01/2021 (with a 4% Salary Increase and Equity Adjustments)

Classification	Pay Freq.	Step 1	Step 2	Step 3	Step 4	Step 5
Purchasing Agent	Hourly	\$36.08	\$37.88	\$39.78	\$41.77	\$43.85
	Bi-Monthly	\$3,126.50	\$3,283.00	\$3,447.50	\$3,620.00	\$3,800.50
	Monthly	\$6,253	\$6,566	\$6,895	\$7,240	\$7,601
	Yearly	\$75,036	\$78,792	\$82,740	\$86,880	\$91,212
SCADA Technician I	Hourly	\$40.58	\$42.61	\$44.74	\$46.97	\$49.33
	Bi-Monthly	\$3,516.50	\$3,692.50	\$3,877.50	\$4,071.00	\$4,275.00
	Monthly	\$7,033	\$7,385	\$7,755	\$8,142	\$8,550
	Yearly	\$84,396	\$88,620	\$93,060	\$97,704	\$102,600
SCADA Technician, Senior	Hourly	\$44.73	\$46.97	\$49.32	\$51.78	\$54.38
	Bi-Monthly	\$3,876.50	\$4,070.50	\$4,274.50	\$4,488.00	\$4,712.50
	Monthly	\$7,753	\$8,141	\$8,549	\$8,976	\$9,425
	Yearly	\$93,036	\$97,692	\$102,588	\$107,712	\$113,100
Senior Supervisor, Construction/Inspection	Hourly	\$42.60	\$44.73	\$46.97	\$49.32	\$51.79
	Bi-Monthly	\$3,692.00	\$3,877.00	\$4,071.00	\$4,274.50	\$4,488.50
	Monthly	\$7,384	\$7,754	\$8,142	\$8,549	\$8,977
	Yearly	\$88,608	\$93,048	\$97,704	\$102,588	\$107,724
Senior Supervisor, Distribution & Collections	Hourly	\$42.60	\$44.73	\$46.97	\$49.32	\$51.79
	Bi-Monthly	\$3,692.00	\$3,877.00	\$4,071.00	\$4,274.50	\$4,488.50
	Monthly	\$7,384	\$7,754	\$8,142	\$8,549	\$8,977
	Yearly	\$88,608	\$93,048	\$97,704	\$102,588	\$107,724
Senior Supervisor, Electrical/SCADA	Hourly	\$49.31	\$51.78	\$54.37	\$57.09	\$59.94
	Bi-Monthly	\$4,273.50	\$4,487.50	\$4,712.00	\$4,947.50	\$5,195.00
	Monthly	\$8,547	\$8,975	\$9,424	\$9,895	\$10,390
	Yearly	\$102,564	\$107,700	\$113,088	\$118,740	\$124,680
Senior Supervisor, W/WW Operations	Hourly	\$42.60	\$44.73	\$46.97	\$49.32	\$51.79
	Bi-Monthly	\$3,692.00	\$3,877.00	\$4,071.00	\$4,274.50	\$4,488.50
	Monthly	\$7,384	\$7,754	\$8,142	\$8,549	\$8,977
	Yearly	\$88,608	\$93,048	\$97,704	\$102,588	\$107,724
Utility Worker I*	Hourly	\$27.46	\$28.83	\$30.27	\$31.79	\$33.38
	Bi-Monthly	\$2,379.50	\$2,498.50	\$2,623.50	\$2,755.00	\$2,892.50
	Monthly	\$4,759	\$4,997	\$5,247	\$5,510	\$5,785
	Yearly	\$57,108	\$59,964	\$62,964	\$66,120	\$69,420
Utility Worker II*	Hourly	\$33.38	\$35.05	\$36.80	\$38.64	\$40.58
	Bi-Monthly	\$2,892.50	\$3,037.50	\$3,189.50	\$3,349.00	\$3,516.50
	Monthly	\$5,785	\$6,075	\$6,379	\$6,698	\$7,033
	Yearly	\$69,420	\$72,900	\$76,548	\$80,376	\$84,396
Utility Worker Senior*	Hourly	\$36.80	\$38.64	\$40.57	\$42.60	\$44.73
	Bi-Monthly	\$3,189.00	\$3,348.50	\$3,516.00	\$3,692.00	\$3,876.50
	Monthly	\$6,378	\$6,697	\$7,032	\$7,384	\$7,753
	Yearly	\$76,536	\$80,364	\$84,384	\$88,608	\$93,036
W/WW Treatment Plant Operator OIT	Hourly	\$24.90	\$26.15	\$27.46	\$28.83	\$30.27
	Bi-Monthly	\$2,158.00	\$2,266.00	\$2,379.50	\$2,498.50	\$2,623.50
	Monthly	\$4,316	\$4,532	\$4,759	\$4,997	\$5,247
	Yearly	\$51,792	\$54,384	\$57,108	\$59,964	\$62,964
W/WW Treatment Plant Operator I	Hourly	\$27.46	\$28.83	\$30.27	\$31.79	\$33.38
	Bi-Monthly	\$2,379.50	\$2,498.50	\$2,623.50	\$2,755.00	\$2,892.50
	Monthly	\$4,759	\$4,997	\$5,247	\$5,510	\$5,785
	Yearly	\$57,108	\$59,964	\$62,964	\$66,120	\$69,420
W/WW Treatment Plant Operator II	Hourly	\$30.27	\$31.79	\$33.38	\$35.05	\$36.80
	Bi-Monthly	\$2,623.50	\$2,755.00	\$2,893.00	\$3,037.50	\$3,189.50
	Monthly	\$5,247	\$5,510	\$5,786	\$6,075	\$6,379
	Yearly	\$62,964	\$66,120	\$69,432	\$72,900	\$76,548
W/WW Treatment Plant Operator III	Hourly	\$33.38	\$35.05	\$36.80	\$38.64	\$40.58
	Bi-Monthly	\$2,892.50	\$3,037.50	\$3,189.50	\$3,349.00	\$3,516.50
	Monthly	\$5,785	\$6,075	\$6,379	\$6,698	\$7,033
	Yearly	\$69,420	\$72,900	\$76,548	\$80,376	\$84,396
W/WW Treatment Plant Operator, Senior	Hourly	\$36.80	\$38.64	\$40.57	\$42.60	\$44.73
	Bi-Monthly	\$3,189.00	\$3,348.50	\$3,516.00	\$3,692.00	\$3,876.50
	Monthly	\$6,378	\$6,697	\$7,032	\$7,384	\$7,753
	Yearly	\$76,536	\$80,364	\$84,384	\$88,608	\$93,036
Water Conservation Coordinator	Hourly	\$33.38	\$35.05	\$36.80	\$38.64	\$40.58
	Bi-Monthly	\$2,892.50	\$3,037.50	\$3,189.50	\$3,349.00	\$3,516.50
	Monthly	\$5,785	\$6,075	\$6,379	\$6,698	\$7,033
	Yearly	\$69,420	\$72,900	\$76,548	\$80,376	\$84,396

* Addition of Utility Worker Series per Res. No. 2021-___

APPENDIX B - SEIU Local 1021 Union Wage Schedule
PROPOSED Effective 7/01/2022 (with a 2.5% Salary Increase)

Classification	Pay Freq.	Step 1	Step 2	Step 3	Step 4	Step 5
Accountant I	Hourly	\$36.98	\$38.83	\$40.78	\$42.81	\$44.95
	Bi-Monthly	\$3,205.00	\$3,365.50	\$3,534.00	\$3,710.50	\$3,896.00
	Monthly	\$6,410	\$6,731	\$7,068	\$7,421	\$7,792
	Yearly	\$76,920	\$80,772	\$84,816	\$89,052	\$93,504
Accountant II	Hourly	\$40.77	\$42.81	\$44.96	\$47.20	\$49.56
	Bi-Monthly	\$3,533.50	\$3,710.50	\$3,896.50	\$4,091.00	\$4,295.50
	Monthly	\$7,067	\$7,421	\$7,793	\$8,182	\$8,591
	Yearly	\$84,804	\$89,052	\$93,516	\$98,184	\$103,092
Accounting Technician I	Hourly	\$30.42	\$31.94	\$33.54	\$35.22	\$36.98
	Bi-Monthly	\$2,636.50	\$2,768.50	\$2,907.00	\$3,052.50	\$3,205.00
	Monthly	\$5,273	\$5,537	\$5,814	\$6,105	\$6,410
	Yearly	\$63,276	\$66,444	\$69,768	\$73,260	\$76,920
Accounting Technician II	Hourly	\$33.54	\$35.22	\$36.98	\$38.83	\$40.77
	Bi-Monthly	\$2,906.50	\$3,052.00	\$3,205.00	\$3,365.00	\$3,533.50
	Monthly	\$5,813	\$6,104	\$6,410	\$6,730	\$7,067
	Yearly	\$69,756	\$73,248	\$76,920	\$80,760	\$84,804
Administrative Technician I	Hourly	\$23.83	\$25.03	\$26.28	\$27.59	\$28.97
	Bi-Monthly	\$2,065.50	\$2,169.00	\$2,277.50	\$2,391.50	\$2,511.00
	Monthly	\$4,131	\$4,338	\$4,555	\$4,783	\$5,022
	Yearly	\$49,572	\$52,056	\$54,660	\$57,396	\$60,264
Administrative Technician II	Hourly	\$27.59	\$28.98	\$30.43	\$31.95	\$33.55
	Bi-Monthly	\$2,391.50	\$2,511.50	\$2,637.50	\$2,769.00	\$2,907.50
	Monthly	\$4,783	\$5,023	\$5,275	\$5,538	\$5,815
	Yearly	\$57,396	\$60,276	\$63,300	\$66,456	\$69,780
Administrative Technician, Senior	Hourly	\$30.42	\$31.94	\$33.54	\$35.22	\$36.98
	Bi-Monthly	\$2,636.50	\$2,768.50	\$2,907.00	\$3,052.50	\$3,205.00
	Monthly	\$5,273	\$5,537	\$5,814	\$6,105	\$6,410
	Yearly	\$63,276	\$66,444	\$69,768	\$73,260	\$76,920
Collection System Worker Trainee	Hourly	\$23.15	\$24.31	\$25.53	\$26.80	\$28.15
	Bi-Monthly	\$2,006.50	\$2,107.00	\$2,212.50	\$2,323.00	\$2,439.50
	Monthly	\$4,013	\$4,214	\$4,425	\$4,646	\$4,879
	Yearly	\$48,156	\$50,568	\$53,100	\$55,752	\$58,548
Collection System Worker I	Hourly	\$25.52	\$26.80	\$28.15	\$29.56	\$31.03
	Bi-Monthly	\$2,212.00	\$2,323.00	\$2,439.50	\$2,561.50	\$2,689.50
	Monthly	\$4,424	\$4,646	\$4,879	\$5,123	\$5,379
	Yearly	\$53,088	\$55,752	\$58,548	\$61,476	\$64,548
Collection System Worker II	Hourly	\$28.14	\$29.55	\$31.03	\$32.58	\$34.21
	Bi-Monthly	\$2,439.00	\$2,561.00	\$2,689.50	\$2,824.00	\$2,965.00
	Monthly	\$4,878	\$5,122	\$5,379	\$5,648	\$5,930
	Yearly	\$58,536	\$61,464	\$64,548	\$67,776	\$71,160
Collection System Worker III	Hourly	\$31.03	\$32.58	\$34.22	\$35.93	\$37.73
	Bi-Monthly	\$2,689.50	\$2,824.00	\$2,965.50	\$3,113.50	\$3,269.50
	Monthly	\$5,379	\$5,648	\$5,931	\$6,227	\$6,539
	Yearly	\$64,548	\$67,776	\$71,172	\$74,724	\$78,468
Collection System Worker IV	Hourly	\$34.21	\$35.93	\$37.73	\$39.61	\$41.59
	Bi-Monthly	\$2,965.00	\$3,113.50	\$3,269.50	\$3,433.00	\$3,604.50
	Monthly	\$5,930	\$6,227	\$6,539	\$6,866	\$7,209
	Yearly	\$71,160	\$74,724	\$78,468	\$82,392	\$86,508
Collection System Worker, Senior	Hourly	\$37.72	\$39.61	\$41.59	\$43.67	\$45.85
	Bi-Monthly	\$3,269.00	\$3,432.50	\$3,604.50	\$3,784.50	\$3,974.00
	Monthly	\$6,538	\$6,865	\$7,209	\$7,569	\$7,948
	Yearly	\$78,456	\$82,380	\$86,508	\$90,828	\$95,376
Construction Inspector I	Hourly	\$28.14	\$29.55	\$31.03	\$32.58	\$34.21
	Bi-Monthly	\$2,439.00	\$2,561.00	\$2,689.50	\$2,824.00	\$2,965.00
	Monthly	\$4,878	\$5,122	\$5,379	\$5,648	\$5,930
	Yearly	\$58,536	\$61,464	\$64,548	\$67,776	\$71,160
Construction Inspector II	Hourly	\$31.03	\$32.58	\$34.22	\$35.93	\$37.73
	Bi-Monthly	\$2,689.50	\$2,824.00	\$2,965.50	\$3,113.50	\$3,269.50
	Monthly	\$5,379	\$5,648	\$5,931	\$6,227	\$6,539
	Yearly	\$64,548	\$67,776	\$71,172	\$74,724	\$78,468
Construction Inspector III	Hourly	\$34.21	\$35.93	\$37.73	\$39.61	\$41.59
	Bi-Monthly	\$2,965.00	\$3,113.50	\$3,269.50	\$3,433.00	\$3,604.50
	Monthly	\$5,930	\$6,227	\$6,539	\$6,866	\$7,209
	Yearly	\$71,160	\$74,724	\$78,468	\$82,392	\$86,508
Construction Inspector, Senior	Hourly	\$37.72	\$39.61	\$41.59	\$43.67	\$45.85
	Bi-Monthly	\$3,269.00	\$3,432.50	\$3,604.50	\$3,784.50	\$3,974.00
	Monthly	\$6,538	\$6,865	\$7,209	\$7,569	\$7,948
	Yearly	\$78,456	\$82,380	\$86,508	\$90,828	\$95,376

APPENDIX B - SEIU Local 1021 Union Wage Schedule
PROPOSED Effective 7/01/2022 (with a 2.5% Salary Increase)

Classification	Pay Freq.	Step 1	Step 2	Step 3	Step 4	Step 5
Construction Worker I	Hourly	\$28.14	\$29.55	\$31.03	\$32.58	\$34.21
	Bi-Monthly	\$2,439.00	\$2,561.00	\$2,689.50	\$2,824.00	\$2,965.00
	Monthly	\$4,878	\$5,122	\$5,379	\$5,648	\$5,930
	Yearly	\$58,536	\$61,464	\$64,548	\$67,776	\$71,160
Construction Worker II	Hourly	\$31.03	\$32.58	\$34.22	\$35.93	\$37.73
	Bi-Monthly	\$2,689.50	\$2,824.00	\$2,965.50	\$3,113.50	\$3,269.50
	Monthly	\$5,379	\$5,648	\$5,931	\$6,227	\$6,539
	Yearly	\$64,548	\$67,776	\$71,172	\$74,724	\$78,468
Construction Worker III	Hourly	\$34.21	\$35.93	\$37.73	\$39.61	\$41.59
	Bi-Monthly	\$2,965.00	\$3,113.50	\$3,269.50	\$3,433.00	\$3,604.50
	Monthly	\$5,930	\$6,227	\$6,539	\$6,866	\$7,209
	Yearly	\$71,160	\$74,724	\$78,468	\$82,392	\$86,508
Construction Worker, Senior	Hourly	\$37.72	\$39.61	\$41.59	\$43.67	\$45.85
	Bi-Monthly	\$3,269.00	\$3,432.50	\$3,604.50	\$3,784.50	\$3,974.00
	Monthly	\$6,538	\$6,865	\$7,209	\$7,569	\$7,948
	Yearly	\$78,456	\$82,380	\$86,508	\$90,828	\$95,376
Customer Service Representative I	Hourly	\$23.83	\$25.03	\$26.28	\$27.59	\$28.97
	Bi-Monthly	\$2,065.50	\$2,169.00	\$2,277.50	\$2,391.50	\$2,511.00
	Monthly	\$4,131	\$4,338	\$4,555	\$4,783	\$5,022
	Yearly	\$49,572	\$52,056	\$54,660	\$57,396	\$60,264
Customer Service Representative II	Hourly	\$27.59	\$28.98	\$30.43	\$31.95	\$33.55
	Bi-Monthly	\$2,391.50	\$2,511.50	\$2,637.50	\$2,769.00	\$2,907.50
	Monthly	\$4,783	\$5,023	\$5,275	\$5,538	\$5,815
	Yearly	\$57,396	\$60,276	\$63,300	\$66,456	\$69,780
Customer Service Representative III	Hourly	\$30.42	\$31.94	\$33.54	\$35.22	\$36.98
	Bi-Monthly	\$2,636.50	\$2,768.50	\$2,907.00	\$3,052.50	\$3,205.00
	Monthly	\$5,273	\$5,537	\$5,814	\$6,105	\$6,410
	Yearly	\$63,276	\$66,444	\$69,768	\$73,260	\$76,920
Customer Service Representative, Senior	Hourly	\$33.54	\$35.22	\$36.98	\$38.83	\$40.77
	Bi-Monthly	\$2,906.50	\$3,052.00	\$3,205.00	\$3,365.00	\$3,533.50
	Monthly	\$5,813	\$6,104	\$6,410	\$6,730	\$7,067
	Yearly	\$69,756	\$73,248	\$76,920	\$80,760	\$84,804
Distribution Worker Trainee	Hourly	\$23.15	\$24.31	\$25.53	\$26.80	\$28.15
	Bi-Monthly	\$2,006.50	\$2,107.00	\$2,212.50	\$2,323.00	\$2,439.50
	Monthly	\$4,013	\$4,214	\$4,425	\$4,646	\$4,879
	Yearly	\$48,156	\$50,568	\$53,100	\$55,752	\$58,548
Distribution Worker I	Hourly	\$25.52	\$26.80	\$28.15	\$29.56	\$31.03
	Bi-Monthly	\$2,212.00	\$2,323.00	\$2,439.50	\$2,561.50	\$2,689.50
	Monthly	\$4,424	\$4,646	\$4,879	\$5,123	\$5,379
	Yearly	\$53,088	\$55,752	\$58,548	\$61,476	\$64,548
Distribution Worker II	Hourly	\$28.14	\$29.55	\$31.03	\$32.58	\$34.21
	Bi-Monthly	\$2,439.00	\$2,561.00	\$2,689.50	\$2,824.00	\$2,965.00
	Monthly	\$4,878	\$5,122	\$5,379	\$5,648	\$5,930
	Yearly	\$58,536	\$61,464	\$64,548	\$67,776	\$71,160
Distribution Worker III	Hourly	\$31.03	\$32.58	\$34.22	\$35.93	\$37.73
	Bi-Monthly	\$2,689.50	\$2,824.00	\$2,965.50	\$3,113.50	\$3,269.50
	Monthly	\$5,379	\$5,648	\$5,931	\$6,227	\$6,539
	Yearly	\$64,548	\$67,776	\$71,172	\$74,724	\$78,468
Distribution Worker IV	Hourly	\$34.21	\$35.93	\$37.73	\$39.61	\$41.59
	Bi-Monthly	\$2,965.00	\$3,113.50	\$3,269.50	\$3,433.00	\$3,604.50
	Monthly	\$5,930	\$6,227	\$6,539	\$6,866	\$7,209
	Yearly	\$71,160	\$74,724	\$78,468	\$82,392	\$86,508
Distribution Worker, Senior	Hourly	\$37.72	\$39.61	\$41.59	\$43.67	\$45.85
	Bi-Monthly	\$3,269.00	\$3,432.50	\$3,604.50	\$3,784.50	\$3,974.00
	Monthly	\$6,538	\$6,865	\$7,209	\$7,569	\$7,948
	Yearly	\$78,456	\$82,380	\$86,508	\$90,828	\$95,376
Electrician/Instrumentation Tech I	Hourly	\$34.21	\$35.93	\$37.73	\$39.61	\$41.59
	Bi-Monthly	\$2,965.00	\$3,113.50	\$3,269.50	\$3,433.00	\$3,604.50
	Monthly	\$5,930	\$6,227	\$6,539	\$6,866	\$7,209
	Yearly	\$71,160	\$74,724	\$78,468	\$82,392	\$86,508
Electrician/Instrumentation Tech II	Hourly	\$37.72	\$39.61	\$41.59	\$43.67	\$45.85
	Bi-Monthly	\$3,269.00	\$3,432.50	\$3,604.50	\$3,784.50	\$3,974.00
	Monthly	\$6,538	\$6,865	\$7,209	\$7,569	\$7,948
	Yearly	\$78,456	\$82,380	\$86,508	\$90,828	\$95,376
Electrician/Instrumentation Tech, Senior	Hourly	\$41.59	\$43.67	\$45.86	\$48.15	\$50.56
	Bi-Monthly	\$3,604.50	\$3,785.00	\$3,974.50	\$4,173.00	\$4,382.00
	Monthly	\$7,209	\$7,570	\$7,949	\$8,346	\$8,764
	Yearly	\$86,508	\$90,840	\$95,388	\$100,152	\$105,168

APPENDIX B - SEIU Local 1021 Union Wage Schedule
PROPOSED Effective 7/01/2022 (with a 2.5% Salary Increase)

Classification	Pay Freq.	Step 1	Step 2	Step 3	Step 4	Step 5
Engineer - Associate	Hourly	\$44.95	\$47.20	\$49.57	\$52.04	\$54.65
	Bi-Monthly	\$3,896.00	\$4,091.00	\$4,296.00	\$4,510.50	\$4,736.00
	Monthly	\$7,792	\$8,182	\$8,592	\$9,021	\$9,472
	Yearly	\$93,504	\$98,184	\$103,104	\$108,252	\$113,664
Engineer - Civil	Hourly	\$49.56	\$52.04	\$54.64	\$57.38	\$60.24
	Bi-Monthly	\$4,295.00	\$4,510.00	\$4,735.50	\$4,972.50	\$5,221.00
	Monthly	\$8,590	\$9,020	\$9,471	\$9,945	\$10,442
	Yearly	\$103,080	\$108,240	\$113,652	\$119,340	\$125,304
Engineer - Civil Senior	Hourly	\$54.63	\$57.37	\$60.24	\$63.25	\$66.42
	Bi-Monthly	\$4,735.00	\$4,972.00	\$5,221.00	\$5,482.00	\$5,756.00
	Monthly	\$9,470	\$9,944	\$10,442	\$10,964	\$11,512
	Yearly	\$113,640	\$119,328	\$125,304	\$131,568	\$138,144
Engineering Analyst	Hourly	\$47.20	\$49.56	\$52.04	\$54.65	\$57.38
	Bi-Monthly	\$4,090.50	\$4,295.50	\$4,510.50	\$4,736.00	\$4,973.00
	Monthly	\$8,181	\$8,591	\$9,021	\$9,472	\$9,946
	Yearly	\$98,172	\$103,092	\$108,252	\$113,664	\$119,352
Engineering Coordinator	Hourly	\$33.54	\$35.22	\$36.98	\$38.83	\$40.77
	Bi-Monthly	\$2,906.50	\$3,052.00	\$3,205.00	\$3,365.00	\$3,533.50
	Monthly	\$5,813	\$6,104	\$6,410	\$6,730	\$7,067
	Yearly	\$69,756	\$73,248	\$76,920	\$80,760	\$84,804
Engineering Technician I	Hourly	\$31.94	\$33.54	\$35.22	\$36.98	\$38.83
	Bi-Monthly	\$2,768.50	\$2,907.00	\$3,052.50	\$3,205.00	\$3,365.50
	Monthly	\$5,537	\$5,814	\$6,105	\$6,410	\$6,731
	Yearly	\$66,444	\$69,768	\$73,260	\$76,920	\$80,772
Engineering Technician II	Hourly	\$36.98	\$38.83	\$40.78	\$42.81	\$44.95
	Bi-Monthly	\$3,205.00	\$3,365.50	\$3,534.00	\$3,710.50	\$3,896.00
	Monthly	\$6,410	\$6,731	\$7,068	\$7,421	\$7,792
	Yearly	\$76,920	\$80,772	\$84,816	\$89,052	\$93,504
Engineering Technician, Senior	Hourly	\$42.81	\$44.95	\$47.20	\$49.56	\$52.04
	Bi-Monthly	\$3,710.00	\$3,895.50	\$4,090.50	\$4,295.00	\$4,510.00
	Monthly	\$7,420	\$7,791	\$8,181	\$8,590	\$9,020
	Yearly	\$89,040	\$93,492	\$98,172	\$103,080	\$108,240
Facilities Maintenance Technician	Hourly	\$26.28	\$27.59	\$28.98	\$30.43	\$31.94
	Bi-Monthly	\$2,277.50	\$2,391.50	\$2,511.50	\$2,637.00	\$2,768.50
	Monthly	\$4,555	\$4,783	\$5,023	\$5,274	\$5,537
	Yearly	\$54,660	\$57,396	\$60,276	\$63,288	\$66,444
Information Systems Administrator	Hourly	\$47.20	\$49.56	\$52.04	\$54.65	\$57.38
	Bi-Monthly	\$4,090.50	\$4,295.50	\$4,510.50	\$4,736.00	\$4,973.00
	Monthly	\$8,181	\$8,591	\$9,021	\$9,472	\$9,946
	Yearly	\$98,172	\$103,092	\$108,252	\$113,664	\$119,352
Information Systems Analyst	Hourly	\$33.54	\$35.22	\$36.98	\$38.83	\$40.77
	Bi-Monthly	\$2,906.50	\$3,052.00	\$3,205.00	\$3,365.00	\$3,533.50
	Monthly	\$5,813	\$6,104	\$6,410	\$6,730	\$7,067
	Yearly	\$69,756	\$73,248	\$76,920	\$80,760	\$84,804
Mechanic I	Hourly	\$31.64	\$33.23	\$34.89	\$36.63	\$38.46
	Bi-Monthly	\$2,742.00	\$2,879.50	\$3,023.50	\$3,175.00	\$3,333.50
	Monthly	\$5,484	\$5,759	\$6,047	\$6,350	\$6,667
	Yearly	\$65,808	\$69,108	\$72,564	\$76,200	\$80,004
Mechanic II	Hourly	\$34.88	\$36.63	\$38.46	\$40.38	\$42.40
	Bi-Monthly	\$3,023.00	\$3,174.50	\$3,333.50	\$3,500.00	\$3,675.00
	Monthly	\$6,046	\$6,349	\$6,667	\$7,000	\$7,350
	Yearly	\$72,552	\$76,188	\$80,004	\$84,000	\$88,200
Mechanic, Senior	Hourly	\$38.46	\$40.38	\$42.40	\$44.53	\$46.75
	Bi-Monthly	\$3,333.00	\$3,500.00	\$3,675.00	\$3,859.00	\$4,052.00
	Monthly	\$6,666	\$7,000	\$7,350	\$7,718	\$8,104
	Yearly	\$79,992	\$84,000	\$88,200	\$92,616	\$97,248
Meter Reader Trainee	Hourly	\$23.15	\$24.31	\$25.53	\$26.80	\$28.15
	Bi-Monthly	\$2,006.50	\$2,107.00	\$2,212.50	\$2,323.00	\$2,439.50
	Monthly	\$4,013	\$4,214	\$4,425	\$4,646	\$4,879
	Yearly	\$48,156	\$50,568	\$53,100	\$55,752	\$58,548
Meter Reader I	Hourly	\$25.52	\$26.80	\$28.15	\$29.56	\$31.03
	Bi-Monthly	\$2,212.00	\$2,323.00	\$2,439.50	\$2,561.50	\$2,689.50
	Monthly	\$4,424	\$4,646	\$4,879	\$5,123	\$5,379
	Yearly	\$53,088	\$55,752	\$58,548	\$61,476	\$64,548
Meter Reader II	Hourly	\$28.14	\$29.55	\$31.03	\$32.58	\$34.21
	Bi-Monthly	\$2,439.00	\$2,561.00	\$2,689.50	\$2,824.00	\$2,965.00
	Monthly	\$4,878	\$5,122	\$5,379	\$5,648	\$5,930
	Yearly	\$58,536	\$61,464	\$64,548	\$67,776	\$71,160

APPENDIX B - SEIU Local 1021 Union Wage Schedule
PROPOSED Effective 7/01/2022 (with a 2.5% Salary Increase)

Classification	Pay Freq.	Step 1	Step 2	Step 3	Step 4	Step 5
Purchasing Agent	Hourly	\$36.98	\$38.83	\$40.78	\$42.81	\$44.95
	Bi-Monthly	\$3,205.00	\$3,365.50	\$3,534.00	\$3,710.50	\$3,896.00
	Monthly	\$6,410	\$6,731	\$7,068	\$7,421	\$7,792
	Yearly	\$76,920	\$80,772	\$84,816	\$89,052	\$93,504
SCADA Technician I	Hourly	\$41.59	\$43.67	\$45.86	\$48.15	\$50.56
	Bi-Monthly	\$3,604.50	\$3,785.00	\$3,974.50	\$4,173.00	\$4,382.00
	Monthly	\$7,209	\$7,570	\$7,949	\$8,346	\$8,764
	Yearly	\$86,508	\$90,840	\$95,388	\$100,152	\$105,168
SCADA Technician, Senior	Hourly	\$45.85	\$48.14	\$50.56	\$53.08	\$55.74
	Bi-Monthly	\$3,973.50	\$4,172.50	\$4,381.50	\$4,600.50	\$4,830.50
	Monthly	\$7,947	\$8,345	\$8,763	\$9,201	\$9,661
	Yearly	\$95,364	\$100,140	\$105,156	\$110,412	\$115,932
Senior Supervisor, Construction/Inspection	Hourly	\$43.67	\$45.85	\$48.15	\$50.56	\$53.08
	Bi-Monthly	\$3,784.50	\$3,974.00	\$4,173.00	\$4,381.50	\$4,600.50
	Monthly	\$7,569	\$7,948	\$8,346	\$8,763	\$9,201
	Yearly	\$90,828	\$95,376	\$100,152	\$105,156	\$110,412
Senior Supervisor, Distribution & Collections	Hourly	\$43.67	\$45.85	\$48.15	\$50.56	\$53.08
	Bi-Monthly	\$3,784.50	\$3,974.00	\$4,173.00	\$4,381.50	\$4,600.50
	Monthly	\$7,569	\$7,948	\$8,346	\$8,763	\$9,201
	Yearly	\$90,828	\$95,376	\$100,152	\$105,156	\$110,412
Senior Supervisor, Electrical/SCADA	Hourly	\$50.54	\$53.08	\$55.73	\$58.52	\$61.45
	Bi-Monthly	\$4,380.50	\$4,600.00	\$4,830.00	\$5,071.50	\$5,325.50
	Monthly	\$8,761	\$9,200	\$9,660	\$10,143	\$10,651
	Yearly	\$105,132	\$110,400	\$115,920	\$121,716	\$127,812
Senior Supervisor, W/WW Operations	Hourly	\$43.67	\$45.85	\$48.15	\$50.56	\$53.08
	Bi-Monthly	\$3,784.50	\$3,974.00	\$4,173.00	\$4,381.50	\$4,600.50
	Monthly	\$7,569	\$7,948	\$8,346	\$8,763	\$9,201
	Yearly	\$90,828	\$95,376	\$100,152	\$105,156	\$110,412
Utility Worker I*	Hourly	\$28.14	\$29.55	\$31.03	\$32.58	\$34.21
	Bi-Monthly	\$2,439.00	\$2,561.00	\$2,689.50	\$2,824.00	\$2,965.00
	Monthly	\$4,878	\$5,122	\$5,379	\$5,648	\$5,930
	Yearly	\$58,536	\$61,464	\$64,548	\$67,776	\$71,160
Utility Worker II*	Hourly	\$34.21	\$35.93	\$37.73	\$39.61	\$41.59
	Bi-Monthly	\$2,965.00	\$3,113.50	\$3,269.50	\$3,433.00	\$3,604.50
	Monthly	\$5,930	\$6,227	\$6,539	\$6,866	\$7,209
	Yearly	\$71,160	\$74,724	\$78,468	\$82,392	\$86,508
Utility Worker Senior*	Hourly	\$37.72	\$39.61	\$41.59	\$43.67	\$45.85
	Bi-Monthly	\$3,269.00	\$3,432.50	\$3,604.50	\$3,784.50	\$3,974.00
	Monthly	\$6,538	\$6,865	\$7,209	\$7,569	\$7,948
	Yearly	\$78,456	\$82,380	\$86,508	\$90,828	\$95,376
W/WW Treatment Plant Operator OIT	Hourly	\$25.52	\$26.80	\$28.15	\$29.56	\$31.03
	Bi-Monthly	\$2,212.00	\$2,323.00	\$2,439.50	\$2,561.50	\$2,689.50
	Monthly	\$4,424	\$4,646	\$4,879	\$5,123	\$5,379
	Yearly	\$53,088	\$55,752	\$58,548	\$61,476	\$64,548
W/WW Treatment Plant Operator I	Hourly	\$28.14	\$29.55	\$31.03	\$32.58	\$34.21
	Bi-Monthly	\$2,439.00	\$2,561.00	\$2,689.50	\$2,824.00	\$2,965.00
	Monthly	\$4,878	\$5,122	\$5,379	\$5,648	\$5,930
	Yearly	\$58,536	\$61,464	\$64,548	\$67,776	\$71,160
W/WW Treatment Plant Operator II	Hourly	\$31.03	\$32.58	\$34.22	\$35.93	\$37.73
	Bi-Monthly	\$2,689.50	\$2,824.00	\$2,965.50	\$3,113.50	\$3,269.50
	Monthly	\$5,379	\$5,648	\$5,931	\$6,227	\$6,539
	Yearly	\$64,548	\$67,776	\$71,172	\$74,724	\$78,468
W/WW Treatment Plant Operator III	Hourly	\$34.21	\$35.93	\$37.73	\$39.61	\$41.59
	Bi-Monthly	\$2,965.00	\$3,113.50	\$3,269.50	\$3,433.00	\$3,604.50
	Monthly	\$5,930	\$6,227	\$6,539	\$6,866	\$7,209
	Yearly	\$71,160	\$74,724	\$78,468	\$82,392	\$86,508
W/WW Treatment Plant Operator, Senior	Hourly	\$37.72	\$39.61	\$41.59	\$43.67	\$45.85
	Bi-Monthly	\$3,269.00	\$3,432.50	\$3,604.50	\$3,784.50	\$3,974.00
	Monthly	\$6,538	\$6,865	\$7,209	\$7,569	\$7,948
	Yearly	\$78,456	\$82,380	\$86,508	\$90,828	\$95,376
Water Conservation Coordinator	Hourly	\$34.21	\$35.93	\$37.73	\$39.61	\$41.59
	Bi-Monthly	\$2,965.00	\$3,113.50	\$3,269.50	\$3,433.00	\$3,604.50
	Monthly	\$5,930	\$6,227	\$6,539	\$6,866	\$7,209
	Yearly	\$71,160	\$74,724	\$78,468	\$82,392	\$86,508

* Addition of Utility Worker Series per Res. No. 2021-___

APPENDIX C - SEIU Local 1021 Union Wage Schedule
PROPOSED Effective 7/01/2023 (with a 3.0% Salary Increase)

Classification	Pay Freq.	Step 1	Step 2	Step 3	Step 4	Step 5
Accountant I	Hourly	\$38.09	\$40.00	\$42.01	\$44.11	\$46.31
	Bi-Monthly	\$3,301.50	\$3,467.00	\$3,640.50	\$3,822.50	\$4,013.50
	Monthly	\$6,603	\$6,934	\$7,281	\$7,645	\$8,027
	Yearly	\$79,236	\$83,208	\$87,372	\$91,740	\$96,324
Accountant II	Hourly	\$42.00	\$44.10	\$46.31	\$48.62	\$51.05
	Bi-Monthly	\$3,640.00	\$3,822.00	\$4,013.50	\$4,214.00	\$4,424.50
	Monthly	\$7,280	\$7,644	\$8,027	\$8,428	\$8,849
	Yearly	\$87,360	\$91,728	\$96,324	\$101,136	\$106,188
Accounting Technician I	Hourly	\$31.34	\$32.91	\$34.56	\$36.28	\$38.10
	Bi-Monthly	\$2,716.00	\$2,852.00	\$2,995.00	\$3,144.50	\$3,302.00
	Monthly	\$5,432	\$5,704	\$5,990	\$6,289	\$6,604
	Yearly	\$65,184	\$68,448	\$71,880	\$75,468	\$79,248
Accounting Technician II	Hourly	\$34.55	\$36.28	\$38.09	\$40.00	\$42.00
	Bi-Monthly	\$2,994.00	\$3,144.00	\$3,301.50	\$3,466.50	\$3,640.00
	Monthly	\$5,988	\$6,288	\$6,603	\$6,933	\$7,280
	Yearly	\$71,856	\$75,456	\$79,236	\$83,196	\$87,360
Administrative Technician I	Hourly	\$24.55	\$25.78	\$27.07	\$28.42	\$29.84
	Bi-Monthly	\$2,127.50	\$2,234.00	\$2,346.00	\$2,463.00	\$2,586.50
	Monthly	\$4,255	\$4,468	\$4,692	\$4,926	\$5,173
	Yearly	\$51,060	\$53,616	\$56,304	\$59,112	\$62,076
Administrative Technician II	Hourly	\$28.43	\$29.85	\$31.34	\$32.91	\$34.56
	Bi-Monthly	\$2,463.50	\$2,587.00	\$2,716.50	\$2,852.50	\$2,995.00
	Monthly	\$4,927	\$5,174	\$5,433	\$5,705	\$5,990
	Yearly	\$59,124	\$62,088	\$65,196	\$68,460	\$71,880
Administrative Technician, Senior	Hourly	\$31.34	\$32.91	\$34.56	\$36.28	\$38.10
	Bi-Monthly	\$2,716.00	\$2,852.00	\$2,995.00	\$3,144.50	\$3,302.00
	Monthly	\$5,432	\$5,704	\$5,990	\$6,289	\$6,604
	Yearly	\$65,184	\$68,448	\$71,880	\$75,468	\$79,248
Collection System Worker Trainee	Hourly	\$23.85	\$25.04	\$26.30	\$27.61	\$29.00
	Bi-Monthly	\$2,067.00	\$2,170.50	\$2,279.50	\$2,393.00	\$2,513.00
	Monthly	\$4,134	\$4,341	\$4,559	\$4,786	\$5,026
	Yearly	\$49,608	\$52,092	\$54,708	\$57,432	\$60,312
Collection System Worker I	Hourly	\$26.29	\$27.61	\$28.99	\$30.44	\$31.96
	Bi-Monthly	\$2,278.50	\$2,392.50	\$2,512.50	\$2,638.00	\$2,770.00
	Monthly	\$4,557	\$4,785	\$5,025	\$5,276	\$5,540
	Yearly	\$54,684	\$57,420	\$60,300	\$63,312	\$66,480
Collection System Worker II	Hourly	\$28.99	\$30.44	\$31.97	\$33.57	\$35.24
	Bi-Monthly	\$2,512.50	\$2,638.50	\$2,770.50	\$2,909.00	\$3,054.50
	Monthly	\$5,025	\$5,277	\$5,541	\$5,818	\$6,109
	Yearly	\$60,300	\$63,324	\$66,492	\$69,816	\$73,308
Collection System Worker III	Hourly	\$31.97	\$33.57	\$35.25	\$37.02	\$38.87
	Bi-Monthly	\$2,770.50	\$2,909.50	\$3,055.00	\$3,208.00	\$3,368.50
	Monthly	\$5,541	\$5,819	\$6,110	\$6,416	\$6,737
	Yearly	\$66,492	\$69,828	\$73,320	\$76,992	\$80,844
Collection System Worker IV	Hourly	\$35.24	\$37.00	\$38.86	\$40.80	\$42.84
	Bi-Monthly	\$3,054.00	\$3,207.00	\$3,367.50	\$3,536.00	\$3,713.00
	Monthly	\$6,108	\$6,414	\$6,735	\$7,072	\$7,426
	Yearly	\$73,296	\$76,968	\$80,820	\$84,864	\$89,112
Collection System Worker, Senior	Hourly	\$38.86	\$40.80	\$42.84	\$44.98	\$47.23
	Bi-Monthly	\$3,367.50	\$3,536.00	\$3,713.00	\$3,898.50	\$4,093.50
	Monthly	\$6,735	\$7,072	\$7,426	\$7,797	\$8,187
	Yearly	\$80,820	\$84,864	\$89,112	\$93,564	\$98,244
Construction Inspector I	Hourly	\$28.99	\$30.44	\$31.97	\$33.57	\$35.24
	Bi-Monthly	\$2,512.50	\$2,638.50	\$2,770.50	\$2,909.00	\$3,054.50
	Monthly	\$5,025	\$5,277	\$5,541	\$5,818	\$6,109
	Yearly	\$60,300	\$63,324	\$66,492	\$69,816	\$73,308
Construction Inspector II	Hourly	\$31.97	\$33.57	\$35.25	\$37.02	\$38.87
	Bi-Monthly	\$2,770.50	\$2,909.50	\$3,055.00	\$3,208.00	\$3,368.50
	Monthly	\$5,541	\$5,819	\$6,110	\$6,416	\$6,737
	Yearly	\$66,492	\$69,828	\$73,320	\$76,992	\$80,844
Construction Inspector III	Hourly	\$35.24	\$37.00	\$38.86	\$40.80	\$42.84
	Bi-Monthly	\$3,054.00	\$3,207.00	\$3,367.50	\$3,536.00	\$3,713.00
	Monthly	\$6,108	\$6,414	\$6,735	\$7,072	\$7,426
	Yearly	\$73,296	\$76,968	\$80,820	\$84,864	\$89,112
Construction Inspector, Senior	Hourly	\$38.86	\$40.80	\$42.84	\$44.98	\$47.23
	Bi-Monthly	\$3,367.50	\$3,536.00	\$3,713.00	\$3,898.50	\$4,093.50
	Monthly	\$6,735	\$7,072	\$7,426	\$7,797	\$8,187
	Yearly	\$80,820	\$84,864	\$89,112	\$93,564	\$98,244

APPENDIX C - SEIU Local 1021 Union Wage Schedule
PROPOSED Effective 7/01/2023 (with a 3.0% Salary Increase)

Classification	Pay Freq.	Step 1	Step 2	Step 3	Step 4	Step 5
Construction Worker I	Hourly	\$28.99	\$30.44	\$31.97	\$33.57	\$35.24
	Bi-Monthly	\$2,512.50	\$2,638.50	\$2,770.50	\$2,909.00	\$3,054.50
	Monthly	\$5,025	\$5,277	\$5,541	\$5,818	\$6,109
	Yearly	\$60,300	\$63,324	\$66,492	\$69,816	\$73,308
Construction Worker II	Hourly	\$31.97	\$33.57	\$35.25	\$37.02	\$38.87
	Bi-Monthly	\$2,770.50	\$2,909.50	\$3,055.00	\$3,208.00	\$3,368.50
	Monthly	\$5,541	\$5,819	\$6,110	\$6,416	\$6,737
	Yearly	\$66,492	\$69,828	\$73,320	\$76,992	\$80,844
Construction Worker III	Hourly	\$35.24	\$37.00	\$38.86	\$40.80	\$42.84
	Bi-Monthly	\$3,054.00	\$3,207.00	\$3,367.50	\$3,536.00	\$3,713.00
	Monthly	\$6,108	\$6,414	\$6,735	\$7,072	\$7,426
	Yearly	\$73,296	\$76,968	\$80,820	\$84,864	\$89,112
Construction Worker, Senior	Hourly	\$38.86	\$40.80	\$42.84	\$44.98	\$47.23
	Bi-Monthly	\$3,367.50	\$3,536.00	\$3,713.00	\$3,898.50	\$4,093.50
	Monthly	\$6,735	\$7,072	\$7,426	\$7,797	\$8,187
	Yearly	\$80,820	\$84,864	\$89,112	\$93,564	\$98,244
Customer Service Representative I	Hourly	\$24.55	\$25.78	\$27.07	\$28.42	\$29.84
	Bi-Monthly	\$2,127.50	\$2,234.00	\$2,346.00	\$2,463.00	\$2,586.50
	Monthly	\$4,255	\$4,468	\$4,692	\$4,926	\$5,173
	Yearly	\$51,060	\$53,616	\$56,304	\$59,112	\$62,076
Customer Service Representative II	Hourly	\$28.43	\$29.85	\$31.34	\$32.91	\$34.56
	Bi-Monthly	\$2,463.50	\$2,587.00	\$2,716.50	\$2,852.50	\$2,995.00
	Monthly	\$4,927	\$5,174	\$5,433	\$5,705	\$5,990
	Yearly	\$59,124	\$62,088	\$65,196	\$68,460	\$71,880
Customer Service Representative III	Hourly	\$31.34	\$32.91	\$34.56	\$36.28	\$38.10
	Bi-Monthly	\$2,716.00	\$2,852.00	\$2,995.00	\$3,144.50	\$3,302.00
	Monthly	\$5,432	\$5,704	\$5,990	\$6,289	\$6,604
	Yearly	\$65,184	\$68,448	\$71,880	\$75,468	\$79,248
Customer Service Representative, Senior	Hourly	\$34.55	\$36.28	\$38.09	\$40.00	\$42.00
	Bi-Monthly	\$2,994.00	\$3,144.00	\$3,301.50	\$3,466.50	\$3,640.00
	Monthly	\$5,988	\$6,288	\$6,603	\$6,933	\$7,280
	Yearly	\$71,856	\$75,456	\$79,236	\$83,196	\$87,360
Distribution Worker Trainee	Hourly	\$23.85	\$25.04	\$26.30	\$27.61	\$29.00
	Bi-Monthly	\$2,067.00	\$2,170.50	\$2,279.50	\$2,393.00	\$2,513.00
	Monthly	\$4,134	\$4,341	\$4,559	\$4,786	\$5,026
	Yearly	\$49,608	\$52,092	\$54,708	\$57,432	\$60,312
Distribution Worker I	Hourly	\$26.29	\$27.61	\$28.99	\$30.44	\$31.96
	Bi-Monthly	\$2,278.50	\$2,392.50	\$2,512.50	\$2,638.00	\$2,770.00
	Monthly	\$4,557	\$4,785	\$5,025	\$5,276	\$5,540
	Yearly	\$54,684	\$57,420	\$60,300	\$63,312	\$66,480
Distribution Worker II	Hourly	\$28.99	\$30.44	\$31.97	\$33.57	\$35.24
	Bi-Monthly	\$2,512.50	\$2,638.50	\$2,770.50	\$2,909.00	\$3,054.50
	Monthly	\$5,025	\$5,277	\$5,541	\$5,818	\$6,109
	Yearly	\$60,300	\$63,324	\$66,492	\$69,816	\$73,308
Distribution Worker III	Hourly	\$31.97	\$33.57	\$35.25	\$37.02	\$38.87
	Bi-Monthly	\$2,770.50	\$2,909.50	\$3,055.00	\$3,208.00	\$3,368.50
	Monthly	\$5,541	\$5,819	\$6,110	\$6,416	\$6,737
	Yearly	\$66,492	\$69,828	\$73,320	\$76,992	\$80,844
Distribution Worker IV	Hourly	\$35.24	\$37.00	\$38.86	\$40.80	\$42.84
	Bi-Monthly	\$3,054.00	\$3,207.00	\$3,367.50	\$3,536.00	\$3,713.00
	Monthly	\$6,108	\$6,414	\$6,735	\$7,072	\$7,426
	Yearly	\$73,296	\$76,968	\$80,820	\$84,864	\$89,112
Distribution Worker, Senior	Hourly	\$38.86	\$40.80	\$42.84	\$44.98	\$47.23
	Bi-Monthly	\$3,367.50	\$3,536.00	\$3,713.00	\$3,898.50	\$4,093.50
	Monthly	\$6,735	\$7,072	\$7,426	\$7,797	\$8,187
	Yearly	\$80,820	\$84,864	\$89,112	\$93,564	\$98,244
Electrician/Instrumentation Tech I	Hourly	\$35.24	\$37.00	\$38.86	\$40.80	\$42.84
	Bi-Monthly	\$3,054.00	\$3,207.00	\$3,367.50	\$3,536.00	\$3,713.00
	Monthly	\$6,108	\$6,414	\$6,735	\$7,072	\$7,426
	Yearly	\$73,296	\$76,968	\$80,820	\$84,864	\$89,112
Electrician/Instrumentation Tech II	Hourly	\$38.86	\$40.80	\$42.84	\$44.98	\$47.23
	Bi-Monthly	\$3,367.50	\$3,536.00	\$3,713.00	\$3,898.50	\$4,093.50
	Monthly	\$6,735	\$7,072	\$7,426	\$7,797	\$8,187
	Yearly	\$80,820	\$84,864	\$89,112	\$93,564	\$98,244
Electrician/Instrumentation Tech, Senior	Hourly	\$42.84	\$44.99	\$47.24	\$49.60	\$52.08
	Bi-Monthly	\$3,713.00	\$3,899.00	\$4,094.00	\$4,299.00	\$4,514.00
	Monthly	\$7,426	\$7,798	\$8,188	\$8,598	\$9,028
	Yearly	\$89,112	\$93,576	\$98,256	\$103,176	\$108,336

APPENDIX C - SEIU Local 1021 Union Wage Schedule
PROPOSED Effective 7/01/2023 (with a 3.0% Salary Increase)

Classification	Pay Freq.	Step 1	Step 2	Step 3	Step 4	Step 5
Engineer - Associate	Hourly	\$46.30	\$48.62	\$51.06	\$53.61	\$56.29
	Bi-Monthly	\$4,013.00	\$4,214.00	\$4,425.00	\$4,646.00	\$4,878.50
	Monthly	\$8,026	\$8,428	\$8,850	\$9,292	\$9,757
	Yearly	\$96,312	\$101,136	\$106,200	\$111,504	\$117,084
Engineer - Civil	Hourly	\$51.05	\$53.60	\$56.28	\$59.10	\$62.05
	Bi-Monthly	\$4,424.00	\$4,645.50	\$4,878.00	\$5,122.00	\$5,378.00
	Monthly	\$8,848	\$9,291	\$9,756	\$10,244	\$10,756
	Yearly	\$106,176	\$111,492	\$117,072	\$122,928	\$129,072
Engineer - Civil Senior	Hourly	\$56.28	\$59.09	\$62.05	\$65.15	\$68.41
	Bi-Monthly	\$4,877.50	\$5,121.50	\$5,378.00	\$5,646.50	\$5,929.00
	Monthly	\$9,755	\$10,243	\$10,756	\$11,293	\$11,858
	Yearly	\$117,060	\$122,916	\$129,072	\$135,516	\$142,296
Engineering Analyst	Hourly	\$48.62	\$51.05	\$53.61	\$56.29	\$59.10
	Bi-Monthly	\$4,213.50	\$4,424.50	\$4,646.00	\$4,878.50	\$5,122.00
	Monthly	\$8,427	\$8,849	\$9,292	\$9,757	\$10,244
	Yearly	\$101,124	\$106,188	\$111,504	\$117,084	\$122,928
Engineering Coordinator	Hourly	\$34.55	\$36.28	\$38.09	\$40.00	\$42.00
	Bi-Monthly	\$2,994.00	\$3,144.00	\$3,301.50	\$3,466.50	\$3,640.00
	Monthly	\$5,988	\$6,288	\$6,603	\$6,933	\$7,280
	Yearly	\$71,856	\$75,456	\$79,236	\$83,196	\$87,360
Engineering Technician I	Hourly	\$32.91	\$34.56	\$36.29	\$38.10	\$40.01
	Bi-Monthly	\$2,852.00	\$2,995.00	\$3,145.00	\$3,302.00	\$3,467.50
	Monthly	\$5,704	\$5,990	\$6,290	\$6,604	\$6,935
	Yearly	\$68,448	\$71,880	\$75,480	\$79,248	\$83,220
Engineering Technician II	Hourly	\$38.09	\$40.00	\$42.01	\$44.11	\$46.31
	Bi-Monthly	\$3,301.50	\$3,467.00	\$3,640.50	\$3,822.50	\$4,013.50
	Monthly	\$6,603	\$6,934	\$7,281	\$7,645	\$8,027
	Yearly	\$79,236	\$83,208	\$87,372	\$91,740	\$96,324
Engineering Technician, Senior	Hourly	\$44.09	\$46.30	\$48.62	\$51.05	\$53.61
	Bi-Monthly	\$3,821.50	\$4,013.00	\$4,214.00	\$4,424.50	\$4,646.00
	Monthly	\$7,643	\$8,026	\$8,428	\$8,849	\$9,292
	Yearly	\$91,716	\$96,312	\$101,136	\$106,188	\$111,504
Facilities Maintenance Technician	Hourly	\$27.07	\$28.43	\$29.85	\$31.34	\$32.91
	Bi-Monthly	\$2,346.00	\$2,463.50	\$2,587.00	\$2,716.50	\$2,852.00
	Monthly	\$4,692	\$4,927	\$5,174	\$5,433	\$5,704
	Yearly	\$56,304	\$59,124	\$62,088	\$65,196	\$68,448
Information Systems Administrator	Hourly	\$48.62	\$51.05	\$53.61	\$56.29	\$59.10
	Bi-Monthly	\$4,213.50	\$4,424.50	\$4,646.00	\$4,878.50	\$5,122.00
	Monthly	\$8,427	\$8,849	\$9,292	\$9,757	\$10,244
	Yearly	\$101,124	\$106,188	\$111,504	\$117,084	\$122,928
Information Systems Analyst	Hourly	\$34.55	\$36.28	\$38.09	\$40.00	\$42.00
	Bi-Monthly	\$2,994.00	\$3,144.00	\$3,301.50	\$3,466.50	\$3,640.00
	Monthly	\$5,988	\$6,288	\$6,603	\$6,933	\$7,280
	Yearly	\$71,856	\$75,456	\$79,236	\$83,196	\$87,360
Mechanic I	Hourly	\$32.59	\$34.22	\$35.94	\$37.74	\$39.62
	Bi-Monthly	\$2,824.50	\$2,966.00	\$3,114.50	\$3,270.50	\$3,434.00
	Monthly	\$5,649	\$5,932	\$6,229	\$6,541	\$6,868
	Yearly	\$67,788	\$71,184	\$74,748	\$78,492	\$82,416
Mechanic II	Hourly	\$35.93	\$37.73	\$39.62	\$41.60	\$43.68
	Bi-Monthly	\$3,114.00	\$3,270.00	\$3,433.50	\$3,605.50	\$3,785.50
	Monthly	\$6,228	\$6,540	\$6,867	\$7,211	\$7,571
	Yearly	\$74,736	\$78,480	\$82,404	\$86,532	\$90,852
Mechanic, Senior	Hourly	\$39.61	\$41.60	\$43.68	\$45.87	\$48.16
	Bi-Monthly	\$3,433.00	\$3,605.00	\$3,785.50	\$3,975.00	\$4,173.50
	Monthly	\$6,866	\$7,210	\$7,571	\$7,950	\$8,347
	Yearly	\$82,392	\$86,520	\$90,852	\$95,400	\$100,164
Meter Reader Trainee	Hourly	\$23.85	\$25.04	\$26.30	\$27.61	\$29.00
	Bi-Monthly	\$2,067.00	\$2,170.50	\$2,279.50	\$2,393.00	\$2,513.00
	Monthly	\$4,134	\$4,341	\$4,559	\$4,786	\$5,026
	Yearly	\$49,608	\$52,092	\$54,708	\$57,432	\$60,312
Meter Reader I	Hourly	\$26.29	\$27.61	\$28.99	\$30.44	\$31.96
	Bi-Monthly	\$2,278.50	\$2,392.50	\$2,512.50	\$2,638.00	\$2,770.00
	Monthly	\$4,557	\$4,785	\$5,025	\$5,276	\$5,540
	Yearly	\$54,684	\$57,420	\$60,300	\$63,312	\$66,480
Meter Reader II	Hourly	\$28.99	\$30.44	\$31.97	\$33.57	\$35.24
	Bi-Monthly	\$2,512.50	\$2,638.50	\$2,770.50	\$2,909.00	\$3,054.50
	Monthly	\$5,025	\$5,277	\$5,541	\$5,818	\$6,109
	Yearly	\$60,300	\$63,324	\$66,492	\$69,816	\$73,308

APPENDIX C - SEIU Local 1021 Union Wage Schedule
PROPOSED Effective 7/01/2023 (with a 3.0% Salary Increase)

Classification	Pay Freq.	Step 1	Step 2	Step 3	Step 4	Step 5
Purchasing Agent	Hourly	\$38.09	\$40.00	\$42.01	\$44.11	\$46.31
	Bi-Monthly	\$3,301.50	\$3,467.00	\$3,640.50	\$3,822.50	\$4,013.50
	Monthly	\$6,603	\$6,934	\$7,281	\$7,645	\$8,027
	Yearly	\$79,236	\$83,208	\$87,372	\$91,740	\$96,324
SCADA Technician I	Hourly	\$42.84	\$44.99	\$47.24	\$49.60	\$52.08
	Bi-Monthly	\$3,713.00	\$3,899.00	\$4,094.00	\$4,299.00	\$4,514.00
	Monthly	\$7,426	\$7,798	\$8,188	\$8,598	\$9,028
	Yearly	\$89,112	\$93,576	\$98,256	\$103,176	\$108,336
SCADA Technician, Senior	Hourly	\$47.23	\$49.59	\$52.07	\$54.68	\$57.41
	Bi-Monthly	\$4,093.00	\$4,298.00	\$4,513.00	\$4,739.00	\$4,975.50
	Monthly	\$8,186	\$8,596	\$9,026	\$9,478	\$9,951
	Yearly	\$98,232	\$103,152	\$108,312	\$113,736	\$119,412
Senior Supervisor, Construction/Inspection	Hourly	\$44.98	\$47.23	\$49.60	\$52.08	\$54.68
	Bi-Monthly	\$3,898.50	\$4,093.50	\$4,298.50	\$4,513.50	\$4,739.00
	Monthly	\$7,797	\$8,187	\$8,597	\$9,027	\$9,478
	Yearly	\$93,564	\$98,244	\$103,164	\$108,324	\$113,736
Senior Supervisor, Distribution & Collections	Hourly	\$44.98	\$47.23	\$49.60	\$52.08	\$54.68
	Bi-Monthly	\$3,898.50	\$4,093.50	\$4,298.50	\$4,513.50	\$4,739.00
	Monthly	\$7,797	\$8,187	\$8,597	\$9,027	\$9,478
	Yearly	\$93,564	\$98,244	\$103,164	\$108,324	\$113,736
Senior Supervisor, Electrical/SCADA	Hourly	\$52.06	\$54.67	\$57.40	\$60.28	\$63.29
	Bi-Monthly	\$4,512.00	\$4,738.00	\$4,975.00	\$5,224.00	\$5,485.00
	Monthly	\$9,024	\$9,476	\$9,950	\$10,448	\$10,970
	Yearly	\$108,288	\$113,712	\$119,400	\$125,376	\$131,640
Senior Supervisor, W/WW Operations	Hourly	\$44.98	\$47.23	\$49.60	\$52.08	\$54.68
	Bi-Monthly	\$3,898.50	\$4,093.50	\$4,298.50	\$4,513.50	\$4,739.00
	Monthly	\$7,797	\$8,187	\$8,597	\$9,027	\$9,478
	Yearly	\$93,564	\$98,244	\$103,164	\$108,324	\$113,736
Utility Worker I*	Hourly	\$28.99	\$30.44	\$31.97	\$33.57	\$35.24
	Bi-Monthly	\$2,512.50	\$2,638.50	\$2,770.50	\$2,909.00	\$3,054.50
	Monthly	\$5,025	\$5,277	\$5,541	\$5,818	\$6,109
	Yearly	\$60,300	\$63,324	\$66,492	\$69,816	\$73,308
Utility Worker II*	Hourly	\$35.24	\$37.00	\$38.86	\$40.80	\$42.84
	Bi-Monthly	\$3,054.00	\$3,207.00	\$3,367.50	\$3,536.00	\$3,713.00
	Monthly	\$6,108	\$6,414	\$6,735	\$7,072	\$7,426
	Yearly	\$73,296	\$76,968	\$80,820	\$84,864	\$89,112
Utility Worker Senior*	Hourly	\$38.86	\$40.80	\$42.84	\$44.98	\$47.23
	Bi-Monthly	\$3,367.50	\$3,536.00	\$3,713.00	\$3,898.50	\$4,093.50
	Monthly	\$6,735	\$7,072	\$7,426	\$7,797	\$8,187
	Yearly	\$80,820	\$84,864	\$89,112	\$93,564	\$98,244
W/WW Treatment Plant Operator OIT	Hourly	\$26.29	\$27.61	\$28.99	\$30.44	\$31.96
	Bi-Monthly	\$2,278.50	\$2,392.50	\$2,512.50	\$2,638.00	\$2,770.00
	Monthly	\$4,557	\$4,785	\$5,025	\$5,276	\$5,540
	Yearly	\$54,684	\$57,420	\$60,300	\$63,312	\$66,480
W/WW Treatment Plant Operator I	Hourly	\$28.99	\$30.44	\$31.97	\$33.57	\$35.24
	Bi-Monthly	\$2,512.50	\$2,638.50	\$2,770.50	\$2,909.00	\$3,054.50
	Monthly	\$5,025	\$5,277	\$5,541	\$5,818	\$6,109
	Yearly	\$60,300	\$63,324	\$66,492	\$69,816	\$73,308
W/WW Treatment Plant Operator II	Hourly	\$31.97	\$33.57	\$35.25	\$37.02	\$38.87
	Bi-Monthly	\$2,770.50	\$2,909.50	\$3,055.00	\$3,208.00	\$3,368.50
	Monthly	\$5,541	\$5,819	\$6,110	\$6,416	\$6,737
	Yearly	\$66,492	\$69,828	\$73,320	\$76,992	\$80,844
W/WW Treatment Plant Operator III	Hourly	\$35.24	\$37.00	\$38.86	\$40.80	\$42.84
	Bi-Monthly	\$3,054.00	\$3,207.00	\$3,367.50	\$3,536.00	\$3,713.00
	Monthly	\$6,108	\$6,414	\$6,735	\$7,072	\$7,426
	Yearly	\$73,296	\$76,968	\$80,820	\$84,864	\$89,112
W/WW Treatment Plant Operator, Senior	Hourly	\$38.86	\$40.80	\$42.84	\$44.98	\$47.23
	Bi-Monthly	\$3,367.50	\$3,536.00	\$3,713.00	\$3,898.50	\$4,093.50
	Monthly	\$6,735	\$7,072	\$7,426	\$7,797	\$8,187
	Yearly	\$80,820	\$84,864	\$89,112	\$93,564	\$98,244
Water Conservation Coordinator	Hourly	\$35.24	\$37.00	\$38.86	\$40.80	\$42.84
	Bi-Monthly	\$3,054.00	\$3,207.00	\$3,367.50	\$3,536.00	\$3,713.00
	Monthly	\$6,108	\$6,414	\$6,735	\$7,072	\$7,426
	Yearly	\$73,296	\$76,968	\$80,820	\$84,864	\$89,112

* Addition of Utility Worker Series per Res. No. 2021-___

APPENDIX D - SEIU Local 1021 Union Wage Schedule
PROPOSED Effective 7/01/2024 (with a 2.5% Salary Increase)

Classification	Pay Freq.	Step 1	Step 2	Step 3	Step 4	Step 5
Accountant I	Hourly	\$39.05	\$41.01	\$43.06	\$45.21	\$47.48
	Bi-Monthly	\$3,384.50	\$3,554.00	\$3,732.00	\$3,918.50	\$4,114.50
	Monthly	\$6,769	\$7,108	\$7,464	\$7,837	\$8,229
	Yearly	\$81,228	\$85,296	\$89,568	\$94,044	\$98,748
Accountant II	Hourly	\$43.05	\$45.21	\$47.47	\$49.85	\$52.34
	Bi-Monthly	\$3,731.00	\$3,918.00	\$4,114.00	\$4,320.00	\$4,536.00
	Monthly	\$7,462	\$7,836	\$8,228	\$8,640	\$9,072
	Yearly	\$89,544	\$94,032	\$98,736	\$103,680	\$108,864
Accounting Technician I	Hourly	\$32.12	\$33.73	\$35.42	\$37.19	\$39.05
	Bi-Monthly	\$2,784.00	\$2,923.50	\$3,070.00	\$3,223.50	\$3,384.50
	Monthly	\$5,568	\$5,847	\$6,140	\$6,447	\$6,769
	Yearly	\$66,816	\$70,164	\$73,680	\$77,364	\$81,228
Accounting Technician II	Hourly	\$35.41	\$37.18	\$39.05	\$41.00	\$43.04
	Bi-Monthly	\$3,069.00	\$3,222.50	\$3,384.00	\$3,553.00	\$3,730.50
	Monthly	\$6,138	\$6,445	\$6,768	\$7,106	\$7,461
	Yearly	\$73,656	\$77,340	\$81,216	\$85,272	\$89,532
Administrative Technician I	Hourly	\$25.17	\$26.43	\$27.76	\$29.14	\$30.60
	Bi-Monthly	\$2,181.00	\$2,290.50	\$2,405.50	\$2,525.50	\$2,652.00
	Monthly	\$4,362	\$4,581	\$4,811	\$5,051	\$5,304
	Yearly	\$52,344	\$54,972	\$57,732	\$60,612	\$63,648
Administrative Technician II	Hourly	\$29.14	\$30.60	\$32.13	\$33.74	\$35.43
	Bi-Monthly	\$2,525.50	\$2,652.00	\$2,785.00	\$2,924.00	\$3,070.50
	Monthly	\$5,051	\$5,304	\$5,570	\$5,848	\$6,141
	Yearly	\$60,612	\$63,648	\$66,840	\$70,176	\$73,692
Administrative Technician, Senior	Hourly	\$32.12	\$33.73	\$35.42	\$37.19	\$39.05
	Bi-Monthly	\$2,784.00	\$2,923.50	\$3,070.00	\$3,223.50	\$3,384.50
	Monthly	\$5,568	\$5,847	\$6,140	\$6,447	\$6,769
	Yearly	\$66,816	\$70,164	\$73,680	\$77,364	\$81,228
Collection System Worker Trainee	Hourly	\$24.45	\$25.67	\$26.96	\$28.31	\$29.72
	Bi-Monthly	\$2,119.00	\$2,225.00	\$2,336.50	\$2,453.50	\$2,576.00
	Monthly	\$4,238	\$4,450	\$4,673	\$4,907	\$5,152
	Yearly	\$50,856	\$53,400	\$56,076	\$58,884	\$61,824
Collection System Worker I	Hourly	\$26.95	\$28.30	\$29.72	\$31.20	\$32.76
	Bi-Monthly	\$2,335.50	\$2,452.50	\$2,575.50	\$2,704.00	\$2,839.50
	Monthly	\$4,671	\$4,905	\$5,151	\$5,408	\$5,679
	Yearly	\$56,052	\$58,860	\$61,812	\$64,896	\$68,148
Collection System Worker II	Hourly	\$29.72	\$31.21	\$32.77	\$34.41	\$36.13
	Bi-Monthly	\$2,575.50	\$2,704.50	\$2,840.00	\$2,982.00	\$3,131.00
	Monthly	\$5,151	\$5,409	\$5,680	\$5,964	\$6,262
	Yearly	\$61,812	\$64,908	\$68,160	\$71,568	\$75,144
Collection System Worker III	Hourly	\$32.77	\$34.41	\$36.13	\$37.94	\$39.84
	Bi-Monthly	\$2,840.00	\$2,982.00	\$3,131.50	\$3,288.00	\$3,452.50
	Monthly	\$5,680	\$5,964	\$6,263	\$6,576	\$6,905
	Yearly	\$68,160	\$71,568	\$75,156	\$78,912	\$82,860
Collection System Worker IV	Hourly	\$36.12	\$37.93	\$39.83	\$41.82	\$43.92
	Bi-Monthly	\$3,130.50	\$3,287.50	\$3,452.00	\$3,624.50	\$3,806.00
	Monthly	\$6,261	\$6,575	\$6,904	\$7,249	\$7,612
	Yearly	\$75,132	\$78,900	\$82,848	\$86,988	\$91,344
Collection System Worker, Senior	Hourly	\$39.83	\$41.83	\$43.92	\$46.12	\$48.42
	Bi-Monthly	\$3,452.00	\$3,625.00	\$3,806.50	\$3,997.00	\$4,196.50
	Monthly	\$6,904	\$7,250	\$7,613	\$7,994	\$8,393
	Yearly	\$82,848	\$87,000	\$91,356	\$95,928	\$100,716
Construction Inspector I	Hourly	\$29.72	\$31.21	\$32.77	\$34.41	\$36.13
	Bi-Monthly	\$2,575.50	\$2,704.50	\$2,840.00	\$2,982.00	\$3,131.00
	Monthly	\$5,151	\$5,409	\$5,680	\$5,964	\$6,262
	Yearly	\$61,812	\$64,908	\$68,160	\$71,568	\$75,144
Construction Inspector II	Hourly	\$32.77	\$34.41	\$36.13	\$37.94	\$39.84
	Bi-Monthly	\$2,840.00	\$2,982.00	\$3,131.50	\$3,288.00	\$3,452.50
	Monthly	\$5,680	\$5,964	\$6,263	\$6,576	\$6,905
	Yearly	\$68,160	\$71,568	\$75,156	\$78,912	\$82,860
Construction Inspector III	Hourly	\$36.12	\$37.93	\$39.83	\$41.82	\$43.92
	Bi-Monthly	\$3,130.50	\$3,287.50	\$3,452.00	\$3,624.50	\$3,806.00
	Monthly	\$6,261	\$6,575	\$6,904	\$7,249	\$7,612
	Yearly	\$75,132	\$78,900	\$82,848	\$86,988	\$91,344
Construction Inspector, Senior	Hourly	\$39.83	\$41.83	\$43.92	\$46.12	\$48.42
	Bi-Monthly	\$3,452.00	\$3,625.00	\$3,806.50	\$3,997.00	\$4,196.50
	Monthly	\$6,904	\$7,250	\$7,613	\$7,994	\$8,393
	Yearly	\$82,848	\$87,000	\$91,356	\$95,928	\$100,716

APPENDIX D - SEIU Local 1021 Union Wage Schedule
PROPOSED Effective 7/01/2024 (with a 2.5% Salary Increase)

Classification	Pay Freq.	Step 1	Step 2	Step 3	Step 4	Step 5
Construction Worker I	Hourly	\$29.72	\$31.21	\$32.77	\$34.41	\$36.13
	Bi-Monthly	\$2,575.50	\$2,704.50	\$2,840.00	\$2,982.00	\$3,131.00
	Monthly	\$5,151	\$5,409	\$5,680	\$5,964	\$6,262
	Yearly	\$61,812	\$64,908	\$68,160	\$71,568	\$75,144
Construction Worker II	Hourly	\$32.77	\$34.41	\$36.13	\$37.94	\$39.84
	Bi-Monthly	\$2,840.00	\$2,982.00	\$3,131.50	\$3,288.00	\$3,452.50
	Monthly	\$5,680	\$5,964	\$6,263	\$6,576	\$6,905
	Yearly	\$68,160	\$71,568	\$75,156	\$78,912	\$82,860
Construction Worker III	Hourly	\$36.12	\$37.93	\$39.83	\$41.82	\$43.92
	Bi-Monthly	\$3,130.50	\$3,287.50	\$3,452.00	\$3,624.50	\$3,806.00
	Monthly	\$6,261	\$6,575	\$6,904	\$7,249	\$7,612
	Yearly	\$75,132	\$78,900	\$82,848	\$86,988	\$91,344
Construction Worker, Senior	Hourly	\$39.83	\$41.83	\$43.92	\$46.12	\$48.42
	Bi-Monthly	\$3,452.00	\$3,625.00	\$3,806.50	\$3,997.00	\$4,196.50
	Monthly	\$6,904	\$7,250	\$7,613	\$7,994	\$8,393
	Yearly	\$82,848	\$87,000	\$91,356	\$95,928	\$100,716
Customer Service Representative I	Hourly	\$25.17	\$26.43	\$27.76	\$29.14	\$30.60
	Bi-Monthly	\$2,181.00	\$2,290.50	\$2,405.50	\$2,525.50	\$2,652.00
	Monthly	\$4,362	\$4,581	\$4,811	\$5,051	\$5,304
	Yearly	\$52,344	\$54,972	\$57,732	\$60,612	\$63,648
Customer Service Representative II	Hourly	\$29.14	\$30.60	\$32.13	\$33.74	\$35.43
	Bi-Monthly	\$2,525.50	\$2,652.00	\$2,785.00	\$2,924.00	\$3,070.50
	Monthly	\$5,051	\$5,304	\$5,570	\$5,848	\$6,141
	Yearly	\$60,612	\$63,648	\$66,840	\$70,176	\$73,692
Customer Service Representative III	Hourly	\$32.12	\$33.73	\$35.42	\$37.19	\$39.05
	Bi-Monthly	\$2,784.00	\$2,923.50	\$3,070.00	\$3,223.50	\$3,384.50
	Monthly	\$5,568	\$5,847	\$6,140	\$6,447	\$6,769
	Yearly	\$66,816	\$70,164	\$73,680	\$77,364	\$81,228
Customer Service Representative, Senior	Hourly	\$35.41	\$37.18	\$39.05	\$41.00	\$43.04
	Bi-Monthly	\$3,069.00	\$3,222.50	\$3,384.00	\$3,553.00	\$3,730.50
	Monthly	\$6,138	\$6,445	\$6,768	\$7,106	\$7,461
	Yearly	\$73,656	\$77,340	\$81,216	\$85,272	\$89,532
Distribution Worker Trainee	Hourly	\$24.45	\$25.67	\$26.96	\$28.31	\$29.72
	Bi-Monthly	\$2,119.00	\$2,225.00	\$2,336.50	\$2,453.50	\$2,576.00
	Monthly	\$4,238	\$4,450	\$4,673	\$4,907	\$5,152
	Yearly	\$50,856	\$53,400	\$56,076	\$58,884	\$61,824
Distribution Worker I	Hourly	\$26.95	\$28.30	\$29.72	\$31.20	\$32.76
	Bi-Monthly	\$2,335.50	\$2,452.50	\$2,575.50	\$2,704.00	\$2,839.50
	Monthly	\$4,671	\$4,905	\$5,151	\$5,408	\$5,679
	Yearly	\$56,052	\$58,860	\$61,812	\$64,896	\$68,148
Distribution Worker II	Hourly	\$29.72	\$31.21	\$32.77	\$34.41	\$36.13
	Bi-Monthly	\$2,575.50	\$2,704.50	\$2,840.00	\$2,982.00	\$3,131.00
	Monthly	\$5,151	\$5,409	\$5,680	\$5,964	\$6,262
	Yearly	\$61,812	\$64,908	\$68,160	\$71,568	\$75,144
Distribution Worker III	Hourly	\$32.77	\$34.41	\$36.13	\$37.94	\$39.84
	Bi-Monthly	\$2,840.00	\$2,982.00	\$3,131.50	\$3,288.00	\$3,452.50
	Monthly	\$5,680	\$5,964	\$6,263	\$6,576	\$6,905
	Yearly	\$68,160	\$71,568	\$75,156	\$78,912	\$82,860
Distribution Worker IV	Hourly	\$36.12	\$37.93	\$39.83	\$41.82	\$43.92
	Bi-Monthly	\$3,130.50	\$3,287.50	\$3,452.00	\$3,624.50	\$3,806.00
	Monthly	\$6,261	\$6,575	\$6,904	\$7,249	\$7,612
	Yearly	\$75,132	\$78,900	\$82,848	\$86,988	\$91,344
Distribution Worker, Senior	Hourly	\$39.83	\$41.83	\$43.92	\$46.12	\$48.42
	Bi-Monthly	\$3,452.00	\$3,625.00	\$3,806.50	\$3,997.00	\$4,196.50
	Monthly	\$6,904	\$7,250	\$7,613	\$7,994	\$8,393
	Yearly	\$82,848	\$87,000	\$91,356	\$95,928	\$100,716
Electrician/Instrumentation Tech I	Hourly	\$36.12	\$37.93	\$39.83	\$41.82	\$43.92
	Bi-Monthly	\$3,130.50	\$3,287.50	\$3,452.00	\$3,624.50	\$3,806.00
	Monthly	\$6,261	\$6,575	\$6,904	\$7,249	\$7,612
	Yearly	\$75,132	\$78,900	\$82,848	\$86,988	\$91,344
Electrician/Instrumentation Tech II	Hourly	\$39.83	\$41.83	\$43.92	\$46.12	\$48.42
	Bi-Monthly	\$3,452.00	\$3,625.00	\$3,806.50	\$3,997.00	\$4,196.50
	Monthly	\$6,904	\$7,250	\$7,613	\$7,994	\$8,393
	Yearly	\$82,848	\$87,000	\$91,356	\$95,928	\$100,716
Electrician/Instrumentation Tech, Senior	Hourly	\$43.92	\$46.11	\$48.42	\$50.84	\$53.38
	Bi-Monthly	\$3,806.00	\$3,996.50	\$4,196.50	\$4,406.50	\$4,626.50
	Monthly	\$7,612	\$7,993	\$8,393	\$8,813	\$9,253
	Yearly	\$91,344	\$95,916	\$100,716	\$105,756	\$111,036

APPENDIX D - SEIU Local 1021 Union Wage Schedule
PROPOSED Effective 7/01/2024 (with a 2.5% Salary Increase)

Classification	Pay Freq.	Step 1	Step 2	Step 3	Step 4	Step 5
Engineer - Associate	Hourly	\$47.46	\$49.84	\$52.33	\$54.95	\$57.70
	Bi-Monthly	\$4,113.50	\$4,319.50	\$4,535.50	\$4,762.50	\$5,000.50
	Monthly	\$8,227	\$8,639	\$9,071	\$9,525	\$10,001
	Yearly	\$98,724	\$103,668	\$108,852	\$114,300	\$120,012
Engineer - Civil	Hourly	\$52.33	\$54.95	\$57.70	\$60.58	\$63.61
	Bi-Monthly	\$4,535.00	\$4,762.00	\$5,000.50	\$5,250.50	\$5,513.00
	Monthly	\$9,070	\$9,524	\$10,001	\$10,501	\$11,026
	Yearly	\$108,840	\$114,288	\$120,012	\$126,012	\$132,312
Engineer - Civil Senior	Hourly	\$57.69	\$60.57	\$63.60	\$66.78	\$70.12
	Bi-Monthly	\$4,999.50	\$5,249.50	\$5,512.00	\$5,788.00	\$6,077.00
	Monthly	\$9,999	\$10,499	\$11,024	\$11,576	\$12,154
	Yearly	\$119,988	\$125,988	\$132,288	\$138,912	\$145,848
Engineering Analyst	Hourly	\$49.83	\$52.33	\$54.95	\$57.69	\$60.58
	Bi-Monthly	\$4,319.00	\$4,535.00	\$4,762.00	\$5,000.00	\$5,250.00
	Monthly	\$8,638	\$9,070	\$9,524	\$10,000	\$10,500
	Yearly	\$103,656	\$108,840	\$114,288	\$120,000	\$126,000
Engineering Coordinator	Hourly	\$35.41	\$37.18	\$39.05	\$41.00	\$43.04
	Bi-Monthly	\$3,069.00	\$3,222.50	\$3,384.00	\$3,553.00	\$3,730.50
	Monthly	\$6,138	\$6,445	\$6,768	\$7,106	\$7,461
	Yearly	\$73,656	\$77,340	\$81,216	\$85,272	\$89,532
Engineering Technician I	Hourly	\$33.73	\$35.42	\$37.19	\$39.06	\$41.01
	Bi-Monthly	\$2,923.50	\$3,070.00	\$3,223.50	\$3,385.00	\$3,554.00
	Monthly	\$5,847	\$6,140	\$6,447	\$6,770	\$7,108
	Yearly	\$70,164	\$73,680	\$77,364	\$81,240	\$85,296
Engineering Technician II	Hourly	\$39.05	\$41.01	\$43.06	\$45.21	\$47.48
	Bi-Monthly	\$3,384.50	\$3,554.00	\$3,732.00	\$3,918.50	\$4,114.50
	Monthly	\$6,769	\$7,108	\$7,464	\$7,837	\$8,229
	Yearly	\$81,228	\$85,296	\$89,568	\$94,044	\$98,748
Engineering Technician, Senior	Hourly	\$45.20	\$47.46	\$49.84	\$52.33	\$54.95
	Bi-Monthly	\$3,917.50	\$4,113.50	\$4,319.50	\$4,535.50	\$4,762.00
	Monthly	\$7,835	\$8,227	\$8,639	\$9,071	\$9,524
	Yearly	\$94,020	\$98,724	\$103,668	\$108,852	\$114,288
Facilities Maintenance Technician	Hourly	\$27.75	\$29.14	\$30.60	\$32.13	\$33.74
	Bi-Monthly	\$2,405.00	\$2,525.50	\$2,652.00	\$2,784.50	\$2,924.00
	Monthly	\$4,810	\$5,051	\$5,304	\$5,569	\$5,848
	Yearly	\$57,720	\$60,612	\$63,648	\$66,828	\$70,176
Information Systems Administrator	Hourly	\$49.83	\$52.33	\$54.95	\$57.69	\$60.58
	Bi-Monthly	\$4,319.00	\$4,535.00	\$4,762.00	\$5,000.00	\$5,250.00
	Monthly	\$8,638	\$9,070	\$9,524	\$10,000	\$10,500
	Yearly	\$103,656	\$108,840	\$114,288	\$120,000	\$126,000
Information Systems Analyst	Hourly	\$35.41	\$37.18	\$39.05	\$41.00	\$43.04
	Bi-Monthly	\$3,069.00	\$3,222.50	\$3,384.00	\$3,553.00	\$3,730.50
	Monthly	\$6,138	\$6,445	\$6,768	\$7,106	\$7,461
	Yearly	\$73,656	\$77,340	\$81,216	\$85,272	\$89,532
Mechanic I	Hourly	\$33.41	\$35.08	\$36.84	\$38.68	\$40.62
	Bi-Monthly	\$2,895.50	\$3,040.50	\$3,193.00	\$3,352.50	\$3,520.00
	Monthly	\$5,791	\$6,081	\$6,386	\$6,705	\$7,040
	Yearly	\$69,492	\$72,972	\$76,632	\$80,460	\$84,480
Mechanic II	Hourly	\$36.83	\$38.68	\$40.62	\$42.65	\$44.78
	Bi-Monthly	\$3,192.00	\$3,352.00	\$3,520.00	\$3,696.00	\$3,880.50
	Monthly	\$6,384	\$6,704	\$7,040	\$7,392	\$7,761
	Yearly	\$76,608	\$80,448	\$84,480	\$88,704	\$93,132
Mechanic, Senior	Hourly	\$40.60	\$42.63	\$44.77	\$47.01	\$49.36
	Bi-Monthly	\$3,519.00	\$3,695.00	\$3,880.00	\$4,074.00	\$4,277.50
	Monthly	\$7,038	\$7,390	\$7,760	\$8,148	\$8,555
	Yearly	\$84,456	\$88,680	\$93,120	\$97,776	\$102,660
Meter Reader Trainee	Hourly	\$24.45	\$25.67	\$26.96	\$28.31	\$29.72
	Bi-Monthly	\$2,119.00	\$2,225.00	\$2,336.50	\$2,453.50	\$2,576.00
	Monthly	\$4,238	\$4,450	\$4,673	\$4,907	\$5,152
	Yearly	\$50,856	\$53,400	\$56,076	\$58,884	\$61,824
Meter Reader I	Hourly	\$26.95	\$28.30	\$29.72	\$31.20	\$32.76
	Bi-Monthly	\$2,335.50	\$2,452.50	\$2,575.50	\$2,704.00	\$2,839.50
	Monthly	\$4,671	\$4,905	\$5,151	\$5,408	\$5,679
	Yearly	\$56,052	\$58,860	\$61,812	\$64,896	\$68,148
Meter Reader II	Hourly	\$29.72	\$31.21	\$32.77	\$34.41	\$36.13
	Bi-Monthly	\$2,575.50	\$2,704.50	\$2,840.00	\$2,982.00	\$3,131.00
	Monthly	\$5,151	\$5,409	\$5,680	\$5,964	\$6,262
	Yearly	\$61,812	\$64,908	\$68,160	\$71,568	\$75,144

APPENDIX D - SEIU Local 1021 Union Wage Schedule
PROPOSED Effective 7/01/2024 (with a 2.5% Salary Increase)

Classification	Pay Freq.	Step 1	Step 2	Step 3	Step 4	Step 5
Purchasing Agent	Hourly	\$39.05	\$41.01	\$43.06	\$45.21	\$47.48
	Bi-Monthly	\$3,384.50	\$3,554.00	\$3,732.00	\$3,918.50	\$4,114.50
	Monthly	\$6,769	\$7,108	\$7,464	\$7,837	\$8,229
	Yearly	\$81,228	\$85,296	\$89,568	\$94,044	\$98,748
SCADA Technician I	Hourly	\$43.92	\$46.11	\$48.42	\$50.84	\$53.38
	Bi-Monthly	\$3,806.00	\$3,996.50	\$4,196.50	\$4,406.50	\$4,626.50
	Monthly	\$7,612	\$7,993	\$8,393	\$8,813	\$9,253
	Yearly	\$91,344	\$95,916	\$100,716	\$105,756	\$111,036
SCADA Technician, Senior	Hourly	\$48.41	\$50.83	\$53.38	\$56.05	\$58.85
	Bi-Monthly	\$4,195.50	\$4,405.50	\$4,626.00	\$4,857.50	\$5,100.00
	Monthly	\$8,391	\$8,811	\$9,252	\$9,715	\$10,200
	Yearly	\$100,692	\$105,732	\$111,024	\$116,580	\$122,400
Senior Supervisor, Construction/Inspection	Hourly	\$46.11	\$48.42	\$50.84	\$53.38	\$56.05
	Bi-Monthly	\$3,996.00	\$4,196.00	\$4,406.00	\$4,626.50	\$4,857.50
	Monthly	\$7,992	\$8,392	\$8,812	\$9,253	\$9,715
	Yearly	\$95,904	\$100,704	\$105,744	\$111,036	\$116,580
Senior Supervisor, Distribution & Collections	Hourly	\$46.11	\$48.42	\$50.84	\$53.38	\$56.05
	Bi-Monthly	\$3,996.00	\$4,196.00	\$4,406.00	\$4,626.50	\$4,857.50
	Monthly	\$7,992	\$8,392	\$8,812	\$9,253	\$9,715
	Yearly	\$95,904	\$100,704	\$105,744	\$111,036	\$116,580
Senior Supervisor, Electrical/SCADA	Hourly	\$53.37	\$56.04	\$58.84	\$61.78	\$64.88
	Bi-Monthly	\$4,625.00	\$4,856.50	\$5,099.50	\$5,354.50	\$5,622.50
	Monthly	\$9,250	\$9,713	\$10,199	\$10,709	\$11,245
	Yearly	\$111,000	\$116,556	\$122,388	\$128,508	\$134,940
Senior Supervisor, W/WW Operations	Hourly	\$46.11	\$48.42	\$50.84	\$53.38	\$56.05
	Bi-Monthly	\$3,996.00	\$4,196.00	\$4,406.00	\$4,626.50	\$4,857.50
	Monthly	\$7,992	\$8,392	\$8,812	\$9,253	\$9,715
	Yearly	\$95,904	\$100,704	\$105,744	\$111,036	\$116,580
Utility Worker I*	Hourly	\$29.72	\$31.21	\$32.77	\$34.41	\$36.13
	Bi-Monthly	\$2,575.50	\$2,704.50	\$2,840.00	\$2,982.00	\$3,131.00
	Monthly	\$5,151	\$5,409	\$5,680	\$5,964	\$6,262
	Yearly	\$61,812	\$64,908	\$68,160	\$71,568	\$75,144
Utility Worker II*	Hourly	\$36.12	\$37.93	\$39.83	\$41.82	\$43.92
	Bi-Monthly	\$3,130.50	\$3,287.50	\$3,452.00	\$3,624.50	\$3,806.00
	Monthly	\$6,261	\$6,575	\$6,904	\$7,249	\$7,612
	Yearly	\$75,132	\$78,900	\$82,848	\$86,988	\$91,344
Utility Worker Senior*	Hourly	\$39.83	\$41.83	\$43.92	\$46.12	\$48.42
	Bi-Monthly	\$3,452.00	\$3,625.00	\$3,806.50	\$3,997.00	\$4,196.50
	Monthly	\$6,904	\$7,250	\$7,613	\$7,994	\$8,393
	Yearly	\$82,848	\$87,000	\$91,356	\$95,928	\$100,716
W/WW Treatment Plant Operator OIT	Hourly	\$26.95	\$28.30	\$29.72	\$31.20	\$32.76
	Bi-Monthly	\$2,335.50	\$2,452.50	\$2,575.50	\$2,704.00	\$2,839.50
	Monthly	\$4,671	\$4,905	\$5,151	\$5,408	\$5,679
	Yearly	\$56,052	\$58,860	\$61,812	\$64,896	\$68,148
W/WW Treatment Plant Operator I	Hourly	\$29.72	\$31.21	\$32.77	\$34.41	\$36.13
	Bi-Monthly	\$2,575.50	\$2,704.50	\$2,840.00	\$2,982.00	\$3,131.00
	Monthly	\$5,151	\$5,409	\$5,680	\$5,964	\$6,262
	Yearly	\$61,812	\$64,908	\$68,160	\$71,568	\$75,144
W/WW Treatment Plant Operator II	Hourly	\$32.77	\$34.41	\$36.13	\$37.94	\$39.84
	Bi-Monthly	\$2,840.00	\$2,982.00	\$3,131.50	\$3,288.00	\$3,452.50
	Monthly	\$5,680	\$5,964	\$6,263	\$6,576	\$6,905
	Yearly	\$68,160	\$71,568	\$75,156	\$78,912	\$82,860
W/WW Treatment Plant Operator III	Hourly	\$36.12	\$37.93	\$39.83	\$41.82	\$43.92
	Bi-Monthly	\$3,130.50	\$3,287.50	\$3,452.00	\$3,624.50	\$3,806.00
	Monthly	\$6,261	\$6,575	\$6,904	\$7,249	\$7,612
	Yearly	\$75,132	\$78,900	\$82,848	\$86,988	\$91,344
W/WW Treatment Plant Operator, Senior	Hourly	\$39.83	\$41.83	\$43.92	\$46.12	\$48.42
	Bi-Monthly	\$3,452.00	\$3,625.00	\$3,806.50	\$3,997.00	\$4,196.50
	Monthly	\$6,904	\$7,250	\$7,613	\$7,994	\$8,393
	Yearly	\$82,848	\$87,000	\$91,356	\$95,928	\$100,716
Water Conservation Coordinator	Hourly	\$36.12	\$37.93	\$39.83	\$41.82	\$43.92
	Bi-Monthly	\$3,130.50	\$3,287.50	\$3,452.00	\$3,624.50	\$3,806.00
	Monthly	\$6,261	\$6,575	\$6,904	\$7,249	\$7,612
	Yearly	\$75,132	\$78,900	\$82,848	\$86,988	\$91,344

* Addition of Utility Worker Series per Res. No. 2021-___

APPENDIX E - SEIU Local 1021 Union Wage Schedule
PROPOSED Effective 7/01/2025 (with a 2.0% Salary Increase)

Classification	Pay Freq.	Step 1	Step 2	Step 3	Step 4	Step 5
Accountant I	Hourly	\$39.84	\$41.83	\$43.93	\$46.13	\$48.43
	Bi-Monthly	\$3,452.50	\$3,625.50	\$3,807.00	\$3,997.50	\$4,197.00
	Monthly	\$6,905	\$7,251	\$7,614	\$7,995	\$8,394
	Yearly	\$82,860	\$87,012	\$91,368	\$95,940	\$100,728
Accountant II	Hourly	\$43.92	\$46.11	\$48.42	\$50.84	\$53.38
	Bi-Monthly	\$3,806.00	\$3,996.50	\$4,196.50	\$4,406.50	\$4,626.50
	Monthly	\$7,612	\$7,993	\$8,393	\$8,813	\$9,253
	Yearly	\$91,344	\$95,916	\$100,716	\$105,756	\$111,036
Accounting Technician I	Hourly	\$32.77	\$34.41	\$36.13	\$37.94	\$39.84
	Bi-Monthly	\$2,840.00	\$2,982.00	\$3,131.50	\$3,288.00	\$3,452.50
	Monthly	\$5,680	\$5,964	\$6,263	\$6,576	\$6,905
	Yearly	\$68,160	\$71,568	\$75,156	\$78,912	\$82,860
Accounting Technician II	Hourly	\$36.12	\$37.93	\$39.83	\$41.82	\$43.92
	Bi-Monthly	\$3,130.50	\$3,287.50	\$3,452.00	\$3,624.50	\$3,806.00
	Monthly	\$6,261	\$6,575	\$6,904	\$7,249	\$7,612
	Yearly	\$75,132	\$78,900	\$82,848	\$86,988	\$91,344
Administrative Technician I	Hourly	\$25.67	\$26.96	\$28.31	\$29.72	\$31.21
	Bi-Monthly	\$2,225.00	\$2,336.50	\$2,453.50	\$2,576.00	\$2,705.00
	Monthly	\$4,450	\$4,673	\$4,907	\$5,152	\$5,410
	Yearly	\$53,400	\$56,076	\$58,884	\$61,824	\$64,920
Administrative Technician II	Hourly	\$29.73	\$31.22	\$32.78	\$34.42	\$36.14
	Bi-Monthly	\$2,576.50	\$2,705.50	\$2,841.00	\$2,983.00	\$3,132.00
	Monthly	\$5,153	\$5,411	\$5,682	\$5,966	\$6,264
	Yearly	\$61,836	\$64,932	\$68,184	\$71,592	\$75,168
Administrative Technician, Senior	Hourly	\$32.77	\$34.41	\$36.13	\$37.94	\$39.84
	Bi-Monthly	\$2,840.00	\$2,982.00	\$3,131.50	\$3,288.00	\$3,452.50
	Monthly	\$5,680	\$5,964	\$6,263	\$6,576	\$6,905
	Yearly	\$68,160	\$71,568	\$75,156	\$78,912	\$82,860
Collection System Worker Trainee	Hourly	\$24.94	\$26.19	\$27.50	\$28.88	\$30.32
	Bi-Monthly	\$2,161.50	\$2,270.00	\$2,383.50	\$2,503.00	\$2,628.00
	Monthly	\$4,323	\$4,540	\$4,767	\$5,006	\$5,256
	Yearly	\$51,876	\$54,480	\$57,204	\$60,072	\$63,072
Collection System Worker I	Hourly	\$27.49	\$28.87	\$30.32	\$31.83	\$33.42
	Bi-Monthly	\$2,382.50	\$2,502.00	\$2,627.50	\$2,758.50	\$2,896.50
	Monthly	\$4,765	\$5,004	\$5,255	\$5,517	\$5,793
	Yearly	\$57,180	\$60,048	\$63,060	\$66,204	\$69,516
Collection System Worker II	Hourly	\$30.32	\$31.83	\$33.43	\$35.10	\$36.85
	Bi-Monthly	\$2,627.50	\$2,759.00	\$2,897.00	\$3,042.00	\$3,194.00
	Monthly	\$5,255	\$5,518	\$5,794	\$6,084	\$6,388
	Yearly	\$63,060	\$66,216	\$69,528	\$73,008	\$76,656
Collection System Worker III	Hourly	\$33.43	\$35.10	\$36.86	\$38.70	\$40.63
	Bi-Monthly	\$2,897.00	\$3,042.00	\$3,194.50	\$3,354.00	\$3,521.50
	Monthly	\$5,794	\$6,084	\$6,389	\$6,708	\$7,043
	Yearly	\$69,528	\$73,008	\$76,668	\$80,496	\$84,516
Collection System Worker IV	Hourly	\$36.85	\$38.69	\$40.63	\$42.66	\$44.80
	Bi-Monthly	\$3,193.50	\$3,353.50	\$3,521.50	\$3,697.50	\$3,882.50
	Monthly	\$6,387	\$6,707	\$7,043	\$7,395	\$7,765
	Yearly	\$76,644	\$80,484	\$84,516	\$88,740	\$93,180
Collection System Worker, Senior	Hourly	\$40.63	\$42.67	\$44.80	\$47.05	\$49.40
	Bi-Monthly	\$3,521.50	\$3,698.00	\$3,883.00	\$4,077.50	\$4,281.00
	Monthly	\$7,043	\$7,396	\$7,766	\$8,155	\$8,562
	Yearly	\$84,516	\$88,752	\$93,192	\$97,860	\$102,744
Construction Inspector I	Hourly	\$30.32	\$31.83	\$33.43	\$35.10	\$36.85
	Bi-Monthly	\$2,627.50	\$2,759.00	\$2,897.00	\$3,042.00	\$3,194.00
	Monthly	\$5,255	\$5,518	\$5,794	\$6,084	\$6,388
	Yearly	\$63,060	\$66,216	\$69,528	\$73,008	\$76,656
Construction Inspector II	Hourly	\$33.43	\$35.10	\$36.86	\$38.70	\$40.63
	Bi-Monthly	\$2,897.00	\$3,042.00	\$3,194.50	\$3,354.00	\$3,521.50
	Monthly	\$5,794	\$6,084	\$6,389	\$6,708	\$7,043
	Yearly	\$69,528	\$73,008	\$76,668	\$80,496	\$84,516
Construction Inspector III	Hourly	\$36.85	\$38.69	\$40.63	\$42.66	\$44.80
	Bi-Monthly	\$3,193.50	\$3,353.50	\$3,521.50	\$3,697.50	\$3,882.50
	Monthly	\$6,387	\$6,707	\$7,043	\$7,395	\$7,765
	Yearly	\$76,644	\$80,484	\$84,516	\$88,740	\$93,180
Construction Inspector, Senior	Hourly	\$40.63	\$42.67	\$44.80	\$47.05	\$49.40
	Bi-Monthly	\$3,521.50	\$3,698.00	\$3,883.00	\$4,077.50	\$4,281.00
	Monthly	\$7,043	\$7,396	\$7,766	\$8,155	\$8,562
	Yearly	\$84,516	\$88,752	\$93,192	\$97,860	\$102,744

APPENDIX E - SEIU Local 1021 Union Wage Schedule
PROPOSED Effective 7/01/2025 (with a 2.0% Salary Increase)

Classification	Pay Freq.	Step 1	Step 2	Step 3	Step 4	Step 5
Construction Worker I	Hourly	\$30.32	\$31.83	\$33.43	\$35.10	\$36.85
	Bi-Monthly	\$2,627.50	\$2,759.00	\$2,897.00	\$3,042.00	\$3,194.00
	Monthly	\$5,255	\$5,518	\$5,794	\$6,084	\$6,388
	Yearly	\$63,060	\$66,216	\$69,528	\$73,008	\$76,656
Construction Worker II	Hourly	\$33.43	\$35.10	\$36.86	\$38.70	\$40.63
	Bi-Monthly	\$2,897.00	\$3,042.00	\$3,194.50	\$3,354.00	\$3,521.50
	Monthly	\$5,794	\$6,084	\$6,389	\$6,708	\$7,043
	Yearly	\$69,528	\$73,008	\$76,668	\$80,496	\$84,516
Construction Worker III	Hourly	\$36.85	\$38.69	\$40.63	\$42.66	\$44.80
	Bi-Monthly	\$3,193.50	\$3,353.50	\$3,521.50	\$3,697.50	\$3,882.50
	Monthly	\$6,387	\$6,707	\$7,043	\$7,395	\$7,765
	Yearly	\$76,644	\$80,484	\$84,516	\$88,740	\$93,180
Construction Worker, Senior	Hourly	\$40.63	\$42.67	\$44.80	\$47.05	\$49.40
	Bi-Monthly	\$3,521.50	\$3,698.00	\$3,883.00	\$4,077.50	\$4,281.00
	Monthly	\$7,043	\$7,396	\$7,766	\$8,155	\$8,562
	Yearly	\$84,516	\$88,752	\$93,192	\$97,860	\$102,744
Customer Service Representative I	Hourly	\$25.67	\$26.96	\$28.31	\$29.72	\$31.21
	Bi-Monthly	\$2,225.00	\$2,336.50	\$2,453.50	\$2,576.00	\$2,705.00
	Monthly	\$4,450	\$4,673	\$4,907	\$5,152	\$5,410
	Yearly	\$53,400	\$56,076	\$58,884	\$61,824	\$64,920
Customer Service Representative II	Hourly	\$29.73	\$31.22	\$32.78	\$34.42	\$36.14
	Bi-Monthly	\$2,576.50	\$2,705.50	\$2,841.00	\$2,983.00	\$3,132.00
	Monthly	\$5,153	\$5,411	\$5,682	\$5,966	\$6,264
	Yearly	\$61,836	\$64,932	\$68,184	\$71,592	\$75,168
Customer Service Representative III	Hourly	\$32.77	\$34.41	\$36.13	\$37.94	\$39.84
	Bi-Monthly	\$2,840.00	\$2,982.00	\$3,131.50	\$3,288.00	\$3,452.50
	Monthly	\$5,680	\$5,964	\$6,263	\$6,576	\$6,905
	Yearly	\$68,160	\$71,568	\$75,156	\$78,912	\$82,860
Customer Service Representative, Senior	Hourly	\$36.12	\$37.93	\$39.83	\$41.82	\$43.92
	Bi-Monthly	\$3,130.50	\$3,287.50	\$3,452.00	\$3,624.50	\$3,806.00
	Monthly	\$6,261	\$6,575	\$6,904	\$7,249	\$7,612
	Yearly	\$75,132	\$78,900	\$82,848	\$86,988	\$91,344
Distribution Worker Trainee	Hourly	\$24.94	\$26.19	\$27.50	\$28.88	\$30.32
	Bi-Monthly	\$2,161.50	\$2,270.00	\$2,383.50	\$2,503.00	\$2,628.00
	Monthly	\$4,323	\$4,540	\$4,767	\$5,006	\$5,256
	Yearly	\$51,876	\$54,480	\$57,204	\$60,072	\$63,072
Distribution Worker I	Hourly	\$27.49	\$28.87	\$30.32	\$31.83	\$33.42
	Bi-Monthly	\$2,382.50	\$2,502.00	\$2,627.50	\$2,758.50	\$2,896.50
	Monthly	\$4,765	\$5,004	\$5,255	\$5,517	\$5,793
	Yearly	\$57,180	\$60,048	\$63,060	\$66,204	\$69,516
Distribution Worker II	Hourly	\$30.32	\$31.83	\$33.43	\$35.10	\$36.85
	Bi-Monthly	\$2,627.50	\$2,759.00	\$2,897.00	\$3,042.00	\$3,194.00
	Monthly	\$5,255	\$5,518	\$5,794	\$6,084	\$6,388
	Yearly	\$63,060	\$66,216	\$69,528	\$73,008	\$76,656
Distribution Worker III	Hourly	\$33.43	\$35.10	\$36.86	\$38.70	\$40.63
	Bi-Monthly	\$2,897.00	\$3,042.00	\$3,194.50	\$3,354.00	\$3,521.50
	Monthly	\$5,794	\$6,084	\$6,389	\$6,708	\$7,043
	Yearly	\$69,528	\$73,008	\$76,668	\$80,496	\$84,516
Distribution Worker IV	Hourly	\$36.85	\$38.69	\$40.63	\$42.66	\$44.80
	Bi-Monthly	\$3,193.50	\$3,353.50	\$3,521.50	\$3,697.50	\$3,882.50
	Monthly	\$6,387	\$6,707	\$7,043	\$7,395	\$7,765
	Yearly	\$76,644	\$80,484	\$84,516	\$88,740	\$93,180
Distribution Worker, Senior	Hourly	\$40.63	\$42.67	\$44.80	\$47.05	\$49.40
	Bi-Monthly	\$3,521.50	\$3,698.00	\$3,883.00	\$4,077.50	\$4,281.00
	Monthly	\$7,043	\$7,396	\$7,766	\$8,155	\$8,562
	Yearly	\$84,516	\$88,752	\$93,192	\$97,860	\$102,744
Electrician/Instrumentation Tech I	Hourly	\$36.85	\$38.69	\$40.63	\$42.66	\$44.80
	Bi-Monthly	\$3,193.50	\$3,353.50	\$3,521.50	\$3,697.50	\$3,882.50
	Monthly	\$6,387	\$6,707	\$7,043	\$7,395	\$7,765
	Yearly	\$76,644	\$80,484	\$84,516	\$88,740	\$93,180
Electrician/Instrumentation Tech II	Hourly	\$40.63	\$42.67	\$44.80	\$47.05	\$49.40
	Bi-Monthly	\$3,521.50	\$3,698.00	\$3,883.00	\$4,077.50	\$4,281.00
	Monthly	\$7,043	\$7,396	\$7,766	\$8,155	\$8,562
	Yearly	\$84,516	\$88,752	\$93,192	\$97,860	\$102,744
Electrician/Instrumentation Tech, Senior	Hourly	\$44.80	\$47.04	\$49.40	\$51.87	\$54.46
	Bi-Monthly	\$3,882.50	\$4,077.00	\$4,281.00	\$4,495.00	\$4,720.00
	Monthly	\$7,765	\$8,154	\$8,562	\$8,990	\$9,440
	Yearly	\$93,180	\$97,848	\$102,744	\$107,880	\$113,280

APPENDIX E - SEIU Local 1021 Union Wage Schedule
PROPOSED Effective 7/01/2025 (with a 2.0% Salary Increase)

Classification	Pay Freq.	Step 1	Step 2	Step 3	Step 4	Step 5
Engineer - Associate	Hourly	\$48.42	\$50.84	\$53.38	\$56.05	\$58.85
	Bi-Monthly	\$4,196.00	\$4,406.00	\$4,626.50	\$4,858.00	\$5,100.50
	Monthly	\$8,392	\$8,812	\$9,253	\$9,716	\$10,201
	Yearly	\$100,704	\$105,744	\$111,036	\$116,592	\$122,412
Engineer - Civil	Hourly	\$53.38	\$56.05	\$58.85	\$61.79	\$64.89
	Bi-Monthly	\$4,626.00	\$4,857.50	\$5,100.50	\$5,355.50	\$5,623.50
	Monthly	\$9,252	\$9,715	\$10,201	\$10,711	\$11,247
	Yearly	\$111,024	\$116,580	\$122,412	\$128,532	\$134,964
Engineer - Civil Senior	Hourly	\$58.84	\$61.78	\$64.88	\$68.12	\$71.53
	Bi-Monthly	\$5,099.50	\$5,354.50	\$5,622.50	\$5,903.50	\$6,199.00
	Monthly	\$10,199	\$10,709	\$11,245	\$11,807	\$12,398
	Yearly	\$122,388	\$128,508	\$134,940	\$141,684	\$148,776
Engineering Analyst	Hourly	\$50.83	\$53.38	\$56.05	\$58.85	\$61.79
	Bi-Monthly	\$4,405.50	\$4,626.00	\$4,857.50	\$5,100.50	\$5,355.50
	Monthly	\$8,811	\$9,252	\$9,715	\$10,201	\$10,711
	Yearly	\$105,732	\$111,024	\$116,580	\$122,412	\$128,532
Engineering Coordinator	Hourly	\$36.12	\$37.93	\$39.83	\$41.82	\$43.92
	Bi-Monthly	\$3,130.50	\$3,287.50	\$3,452.00	\$3,624.50	\$3,806.00
	Monthly	\$6,261	\$6,575	\$6,904	\$7,249	\$7,612
	Yearly	\$75,132	\$78,900	\$82,848	\$86,988	\$91,344
Engineering Technician I	Hourly	\$34.41	\$36.13	\$37.94	\$39.84	\$41.83
	Bi-Monthly	\$2,982.00	\$3,131.50	\$3,288.50	\$3,452.50	\$3,625.50
	Monthly	\$5,964	\$6,263	\$6,577	\$6,905	\$7,251
	Yearly	\$71,568	\$75,156	\$78,924	\$82,860	\$87,012
Engineering Technician II	Hourly	\$39.84	\$41.83	\$43.93	\$46.13	\$48.43
	Bi-Monthly	\$3,452.50	\$3,625.50	\$3,807.00	\$3,997.50	\$4,197.00
	Monthly	\$6,905	\$7,251	\$7,614	\$7,995	\$8,394
	Yearly	\$82,860	\$87,012	\$91,368	\$95,940	\$100,728
Engineering Technician, Senior	Hourly	\$46.11	\$48.42	\$50.84	\$53.38	\$56.05
	Bi-Monthly	\$3,996.00	\$4,196.00	\$4,406.00	\$4,626.50	\$4,857.50
	Monthly	\$7,992	\$8,392	\$8,812	\$9,253	\$9,715
	Yearly	\$95,904	\$100,704	\$105,744	\$111,036	\$116,580
Facilities Maintenance Technician	Hourly	\$27.61	\$29.00	\$30.45	\$31.97	\$33.57
	Bi-Monthly	\$2,393.00	\$2,513.00	\$2,639.00	\$2,771.00	\$2,909.50
	Monthly	\$4,786	\$5,026	\$5,278	\$5,542	\$5,819
	Yearly	\$57,432	\$60,312	\$63,336	\$66,504	\$69,828
Information Systems Administrator	Hourly	\$50.83	\$53.38	\$56.05	\$58.85	\$61.79
	Bi-Monthly	\$4,405.50	\$4,626.00	\$4,857.50	\$5,100.50	\$5,355.50
	Monthly	\$8,811	\$9,252	\$9,715	\$10,201	\$10,711
	Yearly	\$105,732	\$111,024	\$116,580	\$122,412	\$128,532
Information Systems Analyst	Hourly	\$36.12	\$37.93	\$39.83	\$41.82	\$43.92
	Bi-Monthly	\$3,130.50	\$3,287.50	\$3,452.00	\$3,624.50	\$3,806.00
	Monthly	\$6,261	\$6,575	\$6,904	\$7,249	\$7,612
	Yearly	\$75,132	\$78,900	\$82,848	\$86,988	\$91,344
Mechanic I	Hourly	\$34.08	\$35.79	\$37.58	\$39.46	\$41.43
	Bi-Monthly	\$2,953.50	\$3,101.50	\$3,257.00	\$3,419.50	\$3,590.50
	Monthly	\$5,907	\$6,203	\$6,514	\$6,839	\$7,181
	Yearly	\$70,884	\$74,436	\$78,168	\$82,068	\$86,172
Mechanic II	Hourly	\$37.57	\$39.45	\$41.42	\$43.49	\$45.67
	Bi-Monthly	\$3,256.00	\$3,419.00	\$3,590.00	\$3,769.50	\$3,958.00
	Monthly	\$6,512	\$6,838	\$7,180	\$7,539	\$7,916
	Yearly	\$78,144	\$82,056	\$86,160	\$90,468	\$94,992
Mechanic, Senior	Hourly	\$41.42	\$43.49	\$45.66	\$47.95	\$50.35
	Bi-Monthly	\$3,589.50	\$3,769.00	\$3,957.50	\$4,155.50	\$4,363.50
	Monthly	\$7,179	\$7,538	\$7,915	\$8,311	\$8,727
	Yearly	\$86,148	\$90,456	\$94,980	\$99,732	\$104,724
Meter Reader Trainee	Hourly	\$24.94	\$26.19	\$27.50	\$28.88	\$30.32
	Bi-Monthly	\$2,161.50	\$2,270.00	\$2,383.50	\$2,503.00	\$2,628.00
	Monthly	\$4,323	\$4,540	\$4,767	\$5,006	\$5,256
	Yearly	\$51,876	\$54,480	\$57,204	\$60,072	\$63,072
Meter Reader I	Hourly	\$27.49	\$28.87	\$30.32	\$31.83	\$33.42
	Bi-Monthly	\$2,382.50	\$2,502.00	\$2,627.50	\$2,758.50	\$2,896.50
	Monthly	\$4,765	\$5,004	\$5,255	\$5,517	\$5,793
	Yearly	\$57,180	\$60,048	\$63,060	\$66,204	\$69,516
Meter Reader II	Hourly	\$30.32	\$31.83	\$33.43	\$35.10	\$36.85
	Bi-Monthly	\$2,627.50	\$2,759.00	\$2,897.00	\$3,042.00	\$3,194.00
	Monthly	\$5,255	\$5,518	\$5,794	\$6,084	\$6,388
	Yearly	\$63,060	\$66,216	\$69,528	\$73,008	\$76,656

APPENDIX E - SEIU Local 1021 Union Wage Schedule
PROPOSED Effective 7/01/2025 (with a 2.0% Salary Increase)

Classification	Pay Freq.	Step 1	Step 2	Step 3	Step 4	Step 5
Purchasing Agent	Hourly	\$39.84	\$41.83	\$43.93	\$46.13	\$48.43
	Bi-Monthly	\$3,452.50	\$3,625.50	\$3,807.00	\$3,997.50	\$4,197.00
	Monthly	\$6,905	\$7,251	\$7,614	\$7,995	\$8,394
	Yearly	\$82,860	\$87,012	\$91,368	\$95,940	\$100,728
SCADA Technician I	Hourly	\$44.80	\$47.04	\$49.40	\$51.87	\$54.46
	Bi-Monthly	\$3,882.50	\$4,077.00	\$4,281.00	\$4,495.00	\$4,720.00
	Monthly	\$7,765	\$8,154	\$8,562	\$8,990	\$9,440
	Yearly	\$93,180	\$97,848	\$102,744	\$107,880	\$113,280
SCADA Technician, Senior	Hourly	\$49.38	\$51.85	\$54.44	\$57.17	\$60.02
	Bi-Monthly	\$4,279.50	\$4,493.50	\$4,718.50	\$4,954.50	\$5,202.00
	Monthly	\$8,559	\$8,987	\$9,437	\$9,909	\$10,404
	Yearly	\$102,708	\$107,844	\$113,244	\$118,908	\$124,848
Senior Supervisor, Construction/Inspection	Hourly	\$47.03	\$49.38	\$51.85	\$54.45	\$57.17
	Bi-Monthly	\$4,076.00	\$4,280.00	\$4,494.00	\$4,719.00	\$4,955.00
	Monthly	\$8,152	\$8,560	\$8,988	\$9,438	\$9,910
	Yearly	\$97,824	\$102,720	\$107,856	\$113,256	\$118,920
Senior Supervisor, Distribution & Collections	Hourly	\$47.03	\$49.38	\$51.85	\$54.45	\$57.17
	Bi-Monthly	\$4,076.00	\$4,280.00	\$4,494.00	\$4,719.00	\$4,955.00
	Monthly	\$8,152	\$8,560	\$8,988	\$9,438	\$9,910
	Yearly	\$97,824	\$102,720	\$107,856	\$113,256	\$118,920
Senior Supervisor, Electrical/SCADA	Hourly	\$54.43	\$57.16	\$60.02	\$63.02	\$66.17
	Bi-Monthly	\$4,717.50	\$4,953.50	\$5,201.50	\$5,461.50	\$5,734.50
	Monthly	\$9,435	\$9,907	\$10,403	\$10,923	\$11,469
	Yearly	\$113,220	\$118,884	\$124,836	\$131,076	\$137,628
Senior Supervisor, W/WW Operations	Hourly	\$47.03	\$49.38	\$51.85	\$54.45	\$57.17
	Bi-Monthly	\$4,076.00	\$4,280.00	\$4,494.00	\$4,719.00	\$4,955.00
	Monthly	\$8,152	\$8,560	\$8,988	\$9,438	\$9,910
	Yearly	\$97,824	\$102,720	\$107,856	\$113,256	\$118,920
Utility Worker I*	Hourly	\$30.32	\$31.83	\$33.43	\$35.10	\$36.85
	Bi-Monthly	\$2,627.50	\$2,759.00	\$2,897.00	\$3,042.00	\$3,194.00
	Monthly	\$5,255	\$5,518	\$5,794	\$6,084	\$6,388
	Yearly	\$63,060	\$66,216	\$69,528	\$73,008	\$76,656
Utility Worker II*	Hourly	\$36.85	\$38.69	\$40.63	\$42.66	\$44.80
	Bi-Monthly	\$3,193.50	\$3,353.50	\$3,521.50	\$3,697.50	\$3,882.50
	Monthly	\$6,387	\$6,707	\$7,043	\$7,395	\$7,765
	Yearly	\$76,644	\$80,484	\$84,516	\$88,740	\$93,180
Utility Worker Senior*	Hourly	\$40.63	\$42.67	\$44.80	\$47.05	\$49.40
	Bi-Monthly	\$3,521.50	\$3,698.00	\$3,883.00	\$4,077.50	\$4,281.00
	Monthly	\$7,043	\$7,396	\$7,766	\$8,155	\$8,562
	Yearly	\$84,516	\$88,752	\$93,192	\$97,860	\$102,744
W/WW Treatment Plant Operator OIT	Hourly	\$27.49	\$28.87	\$30.32	\$31.83	\$33.42
	Bi-Monthly	\$2,382.50	\$2,502.00	\$2,627.50	\$2,758.50	\$2,896.50
	Monthly	\$4,765	\$5,004	\$5,255	\$5,517	\$5,793
	Yearly	\$57,180	\$60,048	\$63,060	\$66,204	\$69,516
W/WW Treatment Plant Operator I	Hourly	\$30.32	\$31.83	\$33.43	\$35.10	\$36.85
	Bi-Monthly	\$2,627.50	\$2,759.00	\$2,897.00	\$3,042.00	\$3,194.00
	Monthly	\$5,255	\$5,518	\$5,794	\$6,084	\$6,388
	Yearly	\$63,060	\$66,216	\$69,528	\$73,008	\$76,656
W/WW Treatment Plant Operator II	Hourly	\$33.43	\$35.10	\$36.86	\$38.70	\$40.63
	Bi-Monthly	\$2,897.00	\$3,042.00	\$3,194.50	\$3,354.00	\$3,521.50
	Monthly	\$5,794	\$6,084	\$6,389	\$6,708	\$7,043
	Yearly	\$69,528	\$73,008	\$76,668	\$80,496	\$84,516
W/WW Treatment Plant Operator III	Hourly	\$36.85	\$38.69	\$40.63	\$42.66	\$44.80
	Bi-Monthly	\$3,193.50	\$3,353.50	\$3,521.50	\$3,697.50	\$3,882.50
	Monthly	\$6,387	\$6,707	\$7,043	\$7,395	\$7,765
	Yearly	\$76,644	\$80,484	\$84,516	\$88,740	\$93,180
W/WW Treatment Plant Operator, Senior	Hourly	\$40.63	\$42.67	\$44.80	\$47.05	\$49.40
	Bi-Monthly	\$3,521.50	\$3,698.00	\$3,883.00	\$4,077.50	\$4,281.00
	Monthly	\$7,043	\$7,396	\$7,766	\$8,155	\$8,562
	Yearly	\$84,516	\$88,752	\$93,192	\$97,860	\$102,744
Water Conservation Coordinator	Hourly	\$36.85	\$38.69	\$40.63	\$42.66	\$44.80
	Bi-Monthly	\$3,193.50	\$3,353.50	\$3,521.50	\$3,697.50	\$3,882.50
	Monthly	\$6,387	\$6,707	\$7,043	\$7,395	\$7,765
	Yearly	\$76,644	\$80,484	\$84,516	\$88,740	\$93,180

* Addition of Utility Worker Series per Res. No. 2021-___

RESOLUTION NO. 2021-

**A RESOLUTION OF THE BOARD OF DIRECTORS
OF THE CALAVERAS COUNTY WATER DISTRICT**

**APPROVING A SIDE LETTER TO THE MEMORANDUM OF UNDERSTANDING
(MOU) BETWEEN THE CALAVERAS COUNTY WATER DISTRICT
AND THE SERVICE EMPLOYEES INTERNATIONAL UNION (SEIU) LOCAL 1021
EFFECTIVE JULY 1, 2021 THROUGH JUNE 30, 2026**

WHEREAS, both the Board of Directors of the Calaveras County Water District (CCWD) and SEIU Local 1021 entered into a MOU having an effective date of July 1, 2021 through June 30, 2026, the terms of which the MOU are incorporated herein by this reference; and

WHEREAS, the Board of Directors agree to the addition of a Utility Worker classification series; and

WHEREAS, the Utility Worker classification series consists a Utility Worker I, Utility Worker II, and Utility Worker Senior; and

WHEREAS, District staff has successfully met and conferred with SEIU Local 1021 executive team to address concerns regarding the addition of the classification.

NOW, THEREFORE, BE IT RESOLVED, that the Board of Directors of the CALAVERAS COUNTY WATER DISTRICT approve the addition of the Utility Worker classification series as depicted in the wage schedule effective November 10, 2021, attached hereto and made a part hereof.

PASSED AND ADOPTED by this 10th day of November 2021 by the following vote:

AYES:
NOES:
ABSTAIN:
ABSENT:

CALAVERAS COUNTY WATER DISTRICT

Jeff Davidson, President
Board of Directors

ATTEST:

Rebecca Hitchcock
Clerk to the Board

RESOLUTION NO. 2021-

**A RESOLUTION OF THE BOARD OF DIRECTORS OF THE
CALAVERAS COUNTY WATER DISTRICT TO AMEND THE FISCAL YEAR 2021-22
PERSONNEL ALLOCATION**

WHEREAS, the Board of Directors of the CALAVERAS COUNTY WATER DISTRICT adopted Resolution 2021-44 on June 23, 2021 approving Fiscal Year 2021-22 Personnel Allocation; and

WHEREAS, the Board of Directors of the Calaveras County Water District does hereby find that it is in the best interest of the District to add additional positions for the purpose of the creation of a dedicated Underground Crew; and

NOW, THEREFORE BE IT RESOLVED, the Board of Directors of the CALAVERAS COUNTY WATER DISTRICT authorizes an amendment to the Fiscal Year 2021-22 Personnel Allocation, attached hereto and made a part hereof, is hereby approved and adopted.

PASSED AND ADOPTED this 10th day of November 2021 by the following vote:

AYES:

NOES:

ABSTAIN:

ABSENT:

CALAVERAS COUNTY WATER DISTRICT

Jeff Davidson, President
Board of Directors

ATTEST:

Rebecca Hitchcock
Clerk to the Board

Agenda Item

DATE: November 10, 2021
TO: Michael Minkler, General Manager
FROM: Damon Wyckoff, Director of Operations
RE: Report on the October 2021 Operations and Engineering Departments

RECOMMENDED ACTION:

Receive Report on the Operations and Engineering Departments Report for Divisions 1 through 5.

SUMMARY:

Attached is the monthly Operations and Engineering Departments Report for October 2021. This report will review the operational status and work completed by departmental administration and each of the five Divisions. The report will cover the following:

- Administration
- Engineering
- Water treatment plants
- Wastewater treatment plants
- Distribution
- Collections
- Construction
- Electrical
- Mechanical

Staff will be present the report to the Board of Directors and will be available for questions.

FINANCIAL CONSIDERATIONS:

None.

Attachment: October 2021 Operations and Engineering Department Reports for Division 1 through 5

Operations and Engineering Departments Report

October 1st, 2021, through October 31st, 2021

Director of Operations:

1. Participated in the Poker Flat Homeowner's Association's quarterly meeting. Provided input related to the District's water and wastewater infrastructure.
2. On-going work with all District Departments, the In-House Project Manager, and Mueller Meters Inc. related to the on-going meter replacement and network installation work effort.
3. Participated in the Sheep Ranch Master Plan kick-off meeting with CCWD Staff and Lumos & Associates.
4. On-going work with Operations and Engineering Staff on multiple in-house construction projects, developer projects, and design efforts.
5. Participated in the kickoff meeting for the District's Risk & Resilience Assessments as part of the requirements of America's Water Infrastructure Act of 2018. Focused on the WTPs and Raw Water Intake Structures
6. On-going work with The District's consultant, General Manager, and District Engineer related to Capacity Fee development for the Copperopolis and La Contenta/Jenny Lind Service Areas
7. On-going work with operations and engineering staff to begin to develop a detailed worksheet of production vs consumption and available capacity to facilitate effective infrastructure replacement, upgrades, and planning.
8. Participated in an ACWA-led conference call with the California Air Resources Board's (CARB) with Tony Brasil – Branch Chief of the Technology and Clean Energy Branch. Productive Meeting
9. On-going participation in ACWA's Clean-Fleets working group – contemplating California's (2027) forthcoming heavy-duty electric vehicle purchase and operation requirement
10. Worked with the District's Purchasing Agent to deploy credit cards to Field Supervisors – completed a review of the Purchasing Policy and its requirements
11. On-going participation in the Project Update Meetings for the District in-process projects including the AMI project, Redwood tanks, District Corp Yard, Sheep Ranch Master Plan, RRA's, Filter rehabs, Old Hunters Ops, etc.
12. Participated in discussion and review of the 90% design plan set for the West Point/Wilseyville WWTP Consolidation Project
13. Conducted a Quarterly Field Supervisor's Meeting

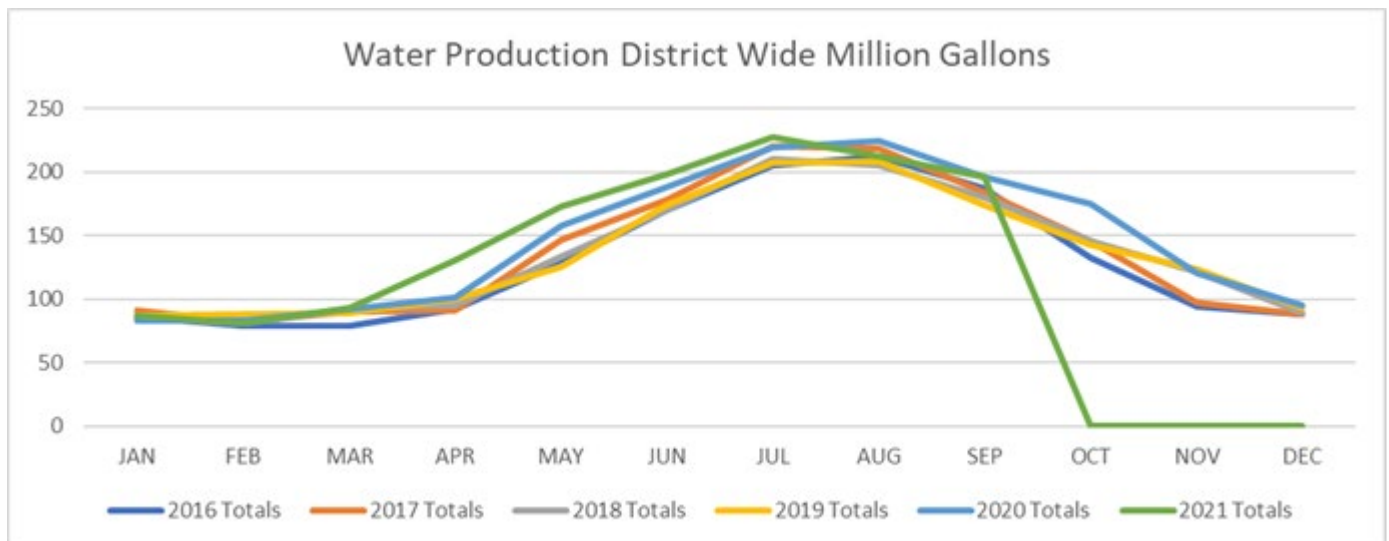
Administrative Technician:

1. September Spray Reporting
2. Maintained Field Calendar
3. Received/Tracked All USA North Line 811 Locates – Handled Associated Calls
532 District Line Locates – 10/01 – 10/29
4. Facilitated with Employee Reimbursements & Certificate Renewals
5. Field Training Course Ordering/Registrations
6. Process Operations Purchase Order Batches
7. On Call Reminders, Transfers, Logs
8. Electronic Lab Report Filing
9. Organizing and Archiving Operations Department Documents
10. Safety Tailgate Meetings: Create, Track, & Archive

11. Attended Various Meetings
12. Continued Work Efforts for the 2021 Backflow Testing Program
13. Working to Create the 2022 On Call Schedule
14. Assisted Customer Service with Answering Phone calls
15. Miscellaneous Administrative Functions

Plant Operations Manager:

1. Completed the review and acceptance of the monthly and quarterly State Water Reports for all the Districts Water Systems and submitted them to the State
2. Completed the monthly and quarterly Wastewater Reports for all the Districts WW Systems and submitted them to the State
3. Working very closely with the new operator in West Point to ensure that all system needs are met.
4. Ongoing meetings with Nexgen engineering for the West Point WWTP for the discussion of the consolidation project of Wilseyville and West Point WWTP's
5. On-going work associated with PO's and ordering supplies for different District facilities and projects
6. Continued work efforts on annual backflow testing
7. Ongoing work efforts associated with the Ebbetts Pass HAA5 violation for purposes of public notification and data collection
8. Coordination efforts with the Jenny Lind filter rehabilitation
9. Coordinating the filter rehab for La Contenta.
10. Ongoing conversations with PBI for the design of the second filter at West Point Water Treatment Plant
11. Working with Hydro Science about upgrades at Arnold WWTP
12. On-going work efforts with the Districts CERS (California Environmental Reporting System) annual reporting
13. Participated in Sheep Ranch's master plan kick off meeting
14. Working on finalizing the reports for Lead & Copper sampling for 4 of our water systems
15. Ran Hunters Dam pump station during the NCPA outage. Everything went great
16. Completed sampling suite of Gold Creek 3 with our Distribution crew
17. Participated in the Emergency Response Plan kick off meeting
18. Gave tour of Hunters, Copper, and Jenny Lind WTP to AARC and Brad as part of the Emergency Response Plan kick off meeting
19. Coordinated with Tesco Controls to complete the calibration of District flow meters
20. Updated the District's monthly conservation reports
21. Updated 4 of the District's water systems Bacteriological Sample Siting Plans to correspond to the States updated Coliform Rule
22. Participated in the USA North and WJUA board meetings for underground alert
23. Participated in tour of Copper and Hunters WTP's for Carson City Water Treatment Plant Operators
24. Below is the water production for the month of September



Construction and Maintenance Manager:

1. Participated in the AMI project update meetings
2. Worked with the Customer Service/External Affairs Manager to coordinate and conduct a Distribution/Customer Service coordination meeting
3. Participated in the Quarterly Field Supervisor's Meeting
4. Re-located AMI notification sign in different neighborhoods of the Ebbetts Pass Service Area
5. Provided Traffic-Control assistance to the Jenny Lind Distribution Crew on a service line replacement
6. Site visit to the Forest Meadows WWTP to review the site constraints related to the installation of a replacement UV System
7. Participated in the collection of BacT samples for the Gold Creek Unit 3 subdivision acceptance
8. Multiple site visits to the Gold Creek 3 development.
9. On-site meeting in Southworth to review the installation of a new septic tank
10. Attended the Sheep Ranch Master Plan kick-off meeting with District Staff and Lumos and Associates
11. Participated in an Operations/Engineering A to B Transmission Pipeline Project RFP development
12. Received the new VacCon with the Purchasing Agent at the Copper Cove Warehouse
13. Multiple Field/site visits with crews.
14. Worked to resolve multiple Customer concerns/issues calls.

District Engineer:

1. Participated in the Sheep Ranch Water System Master Plan kick-off meeting – Lumos Inc. is completing the work
2. Received three RFP's (Keller, HydroScience, and NexGen) for the phasing and design of improvements to the Copper Cove Wastewater Treatment Plant – worked with staff to coordinate a review of the proposals
3. On-going work associated with the effective design completion of the Copper Cove Lift Station Rehabilitation and Force Main Relocation Project – provided detailed plan sets to PG&E for assessment of power requirements
4. Worked with Operations Staff to review the specifications for the proposed design of the Jenny Lind A to B Transmission Main realignment project
5. Worked with HydroScience, the District's Design Consultant, to amend their work effort to include improvements to the Electrical MCC and coordinate with A-TEEM for SCADA improvements to be included in the design of improvements for the Arnold WWTP
6. Participated in multiple detailed work sessions with NexGen and CCWD Staff related to the design of the West Point/Wilseyville WWTPs Consolidation project- Participated in the 90% design review
7. On-going work to develop an RFP for Jenny Lind A-B Transmission Pipeline – work to discuss with field staff to facilitate an effective RFP.
8. Various Developer-based work efforts associated with necessary project site improvements and options for effective W and WW infrastructure implementation

Purchasing Agent:

1. On-going work associated with material inventory
2. Processed multiple invoices
3. Deployed credit Cards to Field Supervisors and provided training as to acceptable credit card purchases and how to reconcile end-of-month statements
4. On-Going work associated with obtaining quotes for Capital Outlay items.
5. Worked with Pace Supply to ensure effective delivery of parts for the Sheep Ranch Fire Tank job
6. Worked to size and order an odor control unit for Lift Station 13 in Copperopolis
7. Worked with Enterprise Fleet Management to secure approval for the next round of vehicle orders
8. Received the new VacCon in Copperopolis and worked with Staff to schedule a training session
9. Worked with Mobile MMS to develop an inventory transfer sheet to deploy for field staff to pull material from inventory
10. Routine Material orders for multiple departments

Engineering Department:

1. Conducted Weekly internal engineering department meetings
2. Participated in Bi-weekly Coordination meetings (Engineering, Ops & Customer Service)
3. Coordinated and participated in meetings with CV Developers
4. Participated in the Sheep Ranch Master Plan kick-off meeting with District Staff and Lumos & Associates
5. On-going work associated with the AMI/AMR Meter Project – meter installations on-going in the Ebbetts Pass Service Area
6. On-going work associated with the West Point Redundant Filter Project (PBI) – PBI working on 50% design
7. Participated in a 90% West Point/Wilseyville WWTP Consolidation design review meeting with NexGen and District Staff – provided comments to NexGen
8. On-going work associated with the Redwood Tanks replacement Project (K.W. Emerson + CA Aquastore) – Site work at tank 8 complete – material delivery delays
9. On-going work associated with the Hunters Dam Raw Water Pump Station Replacement Project (HMGP) – Bathymetric Survey complete -
10. Coordination and inspection of the construction of the new District Warehouse-earth/foundation work
11. On Going work associated with the Jenny Lind Elementary Force Main Project – completed a project update meeting with KASL Engineering – the project design engineer
12. On-going work associated with the Arnold WWTP Project (HydroScience) – multiple productive meetings regarding the addition of electrical improvements to the project design effort.
13. On-going work associated with the CC Lift Stations & Force Main Project (Lee & Ro) – District Engineer now focusing on the PG&E related aspects of the project
14. Prepared project updates for the November Engineering Committee Meeting
15. Continued work associated with developing an effective Water & Wastewater Capacity and Demand Matrix (spreadsheet, draft report, whiteboard)
16. Coordinated a meeting with operations staff to finalize the RFP for the A to B Transmission Pipeline design
17. Worked to secure the second Trident filter for the West Point Redundant Filter Project
18. Received three proposals for the Design of the Copper Cove WWTP Rehabilitation Project and provided to key staff for review
19. Worked to secure the services of Wagner Bonsignore to refresh the design of the Copper Cove WWTP Pond 6 dam raise
20. Completed the Quarterly Reports for the District's Grant-Funded Projects
21. Fire Hydrant Meter Reading/Billing (policy change letter distribution)
22. Customer Issues
23. Request for Comments = 1 (CC)
24. Termination of Service = 1 (EP)
25. Cost To Serve Applications = 2 (CC, WAL)
26. PUE Vacate = 3 (CC x 2, JL)
27. Service Connection Inspections = 10
28. Inspected developer project Gold Creek unit 3, coordinated work schedule with developer.
29. Coordinated the BacT sampling effort with the Gold Creek # development contractor and District Operations Staff to move toward water system acceptance
30. Attended project meetings.
31. Reviewed plans for multiple projects.
32. Worked with contractor on Unit 7B of Saddle Creek unit 7.
33. On-going work associated with AD-604 timeline and narrative
34. On-going work associated with Capacity Fee Update Development in Copperopolis, La Contenta, and Jenny Lind Service Areas.

Water Treatment Plants:

Copper Cove Water Treatment Plant:

1. Operations as usual

2. Filter evaluation complete on Filter #1
3. Verification of Flow Meters Complete

Hunter's (Ebbett's Pass) Water Treatment Plant:

1. Operations as usual
2. New motor installed on SCD monitoring unit
3. Operated the Old Hunters Pump Station to convey raw water to the Treatment Plant during the planned NCPA Tunnel Tap outage (4 days)
4. Worked through multiple issues associated with the Atmospheric River Storm
5. Cal-Val issues at the Sawmill Pump Station – replaced the cla-val
6. Monthly White Pines Dam inspection

Jenny Lind Water Treatment Plant:

1. Operations as usual
2. Training of new operator
3. Filter rehabilitation project continues

Sheep Ranch Water Treatment Plant:

1. Operations as usual
2. Training of new operator
3. Defensible Space Grubbing and Brushing Completed

Wallace Lake Estates Well System:

1. Operations as usual

West Point Water Treatment Plant:

1. Operations as Usual
2. Training of new operator

Wastewater Treatment Plants:

Arnold Wastewater Treatment Plant:

1. Operations as usual
2. Coordination with Engineering to provide operational data for the new clarifier design

Copper Cove Wastewater Treatment Plant:

1. Routine operations as required by permit.
2. Pond 6 is currently down to the required level for next winters I&I and daily flows.
3. Failed aerator in Pond 1 was removed and awaiting repaired motor.
4. Annual flow meter calibrations done.

Copper Cove Wastewater Reclamation Plant:

1. RCP Offline
2. Annual flow meter calibrations done.
3. Pond 6 offline because of low level. (Nothing but solids)

Country House Wastewater Facility:

1. Operations as usual

Forest Meadows Wastewater Treatment Plant:

1. Operations as usual
2. On-going work associated with the submission of an equipment submittal to Ops Management for a new UV System.
3. Multiple UV issues – worked with the electricians to resolve

Indian Rock Vineyards Wastewater Facility:

1. Operations as Usual - Weekly inspection of facility. Switched leach fields, tested pumps, changed chart, weekly reads for state compliance.
2. Troubleshot high-level alarm issue in the West Field – worked with electrical to resolve

La Contenta Wastewater Treatment Plant:

1. Operations as usual

Mountain Retreat / Sequoia Woods Wastewater Facility:

1. Operations as usual

Six Mile Wastewater Collection System:

1. Monthly reads taken and report submitted to the City of Angels Camp

Southworth Wastewater Treatment Plant:

1. Operations as usual

Vallecito / Douglas Flat Wastewater Treatment Plant:

1. Operations as usual
2. Training of new Operator

West Point Wastewater Treatment Plant:

1. Operations as usual
2. On-going work with the District's consultant to facilitate plan development for the West Point/Wilseyville WWTP consolidation project.
3. Training new operator

Wilseyville Wastewater Facility:

1. Operations as usual

Distribution:

Copperopolis Distribution System:

SERVICE LINE WORK

1. Sandy Bar 1" 3 Gpm
2. Salmon 1" 2. Gpm
3. Lakeshore Ct. 1" 3 Gpm
4. Uncle Billy 1" 2 Gpm
5. Fox Ct. 1" 4 Gpm
6. Foothill 1" 2 Gpm
7. Salmon Rd 1" 2 Gpm
8. Oakhurst 1" 3 Gpm
9. Tennis Ct 1" 2 Gpm
10. Raccoon Hollow loop 1" 1 Gpm
11. Bow Dr 1" 2 Gpm

MAIN LINE WORK

1. None during this time

Additional Work

1. USA's
2. Flushed 321,124 gallons.
3. Repaired a hydrant on Millie Court
4. 4 new services installed
5. 30 valves exercised.
6. Replaced water services on Dot Circle in Poker Flat

Ebbett's Pass Distribution System:

SERVICE LINE WORK

1. Meadowview
2. Ottawa
3. Linebaugh
4. Shastan
5. Yuroc
6. Sierra Parkway
7. Crystal
8. Sandalwood
9. Forest Meadows WWTP
10. Pine Dr.
11. Silver

MAIN LINE WORK

1. 6" Hwy 4/Meadow View
2. 2" Grizzly Ridge PRV

Additional Work

1. Service Requests - 107

2. USA Line Locates –267.
3. Hydrant flushing – Douglas (Pinebrook)

Jenny Lind Distribution System:

SERVICE LINE WORK

1. Hautly
2. Hartvickson
3. Rippon
4. Baldwin
5. Pardini
6. Pardini
7. Wisshack Ct
8. Baldwin
9. Baldwin
10. Driver

MAIN LINE WORK

1. 2" – Wallace Lake Estates – Main by Water Storage Tank

ADDITIONAL WORK

1. Service Requests for the JL area including issues such as pressure problems, leak checks, meter installs, illegal tie ins, re-reads etc.
2. USA line locates for JL area.
3. Weekly tank and pump station checks
4. Monthly Tank Checks
5. Monthly Flushing including flushing on the lower end to resolve water quality issues
6. Vehicle inspections
7. Work orders
8. Installed a datalogger on a hydrant and conducted pressure flow tests at the meter to understand psi issues on Thompson Lane
9. Assisted the Ebbetts Pass Crew with a water leak repair in Forest Meadows
10. Participated in the water sampling in the new Gold Creek Three Development
11. Participated in a meeting to review the A to B transmission Pipeline RFP
12. Replaced blown off 2" ARV at the Intersection of Hogan Dam Road and Highway 26

West Point Distribution System:

SERVICE LINE WORK

1. Barney Way
2. Dowling
3. HWY 26

MAIN LINE WORK

1. None during this period

ADDITIONAL WORK

1. USA Line locates
2. Service Requests ranging from Read/Leave Ons, Restores, Pressure issues, Re-reads.
3. Month-end fire hydrant, fill station, and Lancha Plana Program reads

Construction

1. Provided leak repair assistance to the Copper Cove, Jenny Lind, and Ebbetts Pass Distribution Crews
2. Completed the debris removal of mud and fallen trees over a gravity sewer line in the Ebbetts Pass Service Area – SWPP complete post work effort
3. Cut in a gate at the backwash pond of the Hunters WTP to improve the Crews ability to clean the ponds
4. Dug test-holes for the installation of a septic tank at a property in Southworth
5. Serviced the Bobcat and Mini-Excavator.

Collections:

1. Weekly and monthly lift station and can maintenance performed
2. Online SSO reporting for September performed
3. Helped Chris's crew and Kelly's crew with water leaks
4. Called out to LS 2 in Arnold low level: plc had gone out needed to be replaced and the high-level auto dialer float was bad. Pump 2 was also plugged and needed to be pulled night of
5. Met with forestry about easement below Arnold lumber
6. Checked grease traps in La Contenta
7. Checked ARV's on Huckleberry force main
8. Called out to 4141 red hill road septic tank alarm. On off float was bad along with the pump
9. Helped Chris's crew with water leaks on
10. Checked ARV's on Avery force main
11. Pumped and cleaned septic tank at address off Red Hill rd.
12. Checked ARV's on Vallecito and six-mile force mains
13. Called out to high level at Avery lift station. Floats had fallen into the wet well reset them system was working well
14. Pumped and cleaned lift station 18 due to pad interfering with floats
15. Called out to upper cross country high level. Transducer and low-level float were ragged up.
16. Marked main line for easement repair above lift station 3 in Arnold
17. Hydro'd the bench easement in Forest Meadows
18. Called to septic alarm at address off Angels road had to adjust floats so they wouldn't get hung up
19. Called out to lift station 41 noise issues
20. Checked grease traps in Arnold
21. Helped with turning on new section of main on Huckleberry force main and removed ARV and valving
22. Hydro'd the head works at Vallecito WWTP bi-monthly maintenance
23. Checked ARV's on Connor's and Saddle Creek main lines
24. Helped with main line leak call out on Hwy 4
25. Called out to address off Pitt Ranch ct. septic tank alarm. Replaced on/off float
26. Replaced septic tank lid on tank at address off Church street in Vallecito
27. Called to address off Cabernet Ct. septic alarm on/off float was bad.
28. Called to address off Main st. Vallecito septic tank was backed up pumped it
29. Met with Mike crank and setup new credit card access and account
30. Worked on pony motor on pumper 722
31. Pumped and cleaned septic tank at the barn
32. Checked ARV's and grease traps in West Point
33. Cleaned foot valves at West Point lift station
34. Called to address off Bull Whacker septic tank alarm. Pump was bad
35. Called out to lift station 3 in Arnold pump breaker had tripped
36. Called out to LS 19 power failure due to storm
37. Worked through first major storm issues of the season 10-23 thru
38. Called to septic tank alarm at address off Spink Rd in West Point. Alarm relay was bad.
39. Continued to hydro in Arnold area
40. Dug up manhole covered by debris behind cedar circle in Arnold
41. Helped the Jenny Lind Distribution Crew with water leak on Baldwin
42. Helped The Copper Cove Distribution Crew with water leaks
43. Pumped and cleaned lift station 18 due to rags interfering with floats (preventive maintenance)

Electrical:

1. After hours troubleshoot and repair of backup control system at Arnold lift station #2
2. Troubleshoot and repaired streaming current monitor at Hunters WTP
3. Troubleshoot and replaced failed ANR 120-90 mixed PLC I/O base at Arnold lift station #2
4. Replaced bad float at Timber Trails tank that restored proper control of tank level
5. Cut trees and brush from radio antenna path for Copper Cove reclaim plant radio at Copper Valley pump station

6. Replaced failed ethernet cable for the radio that communicates with Copper Cove reclaim plant at Copper Valley pump station
7. Went online with AP1 polling radio at Copper Cove C-Tank to re-establish communications with remote sites
8. Wired in rebuilt pump #2 at Conners Main lift station, tested and put it back in the alternation
9. rotation in the SCADA system
10. Troubleshoot septic tank control system at address off Angels Road in Vallecito
11. Re-established ethernet communications between the C-more HMI and the PLC at Bummerville pump station after power outage-West Point
12. Changed SCADA parameters back to proper Hz settings for Bummerville booster pumps due to power outage
13. Loaded proper programs into Bummerville pumps 2 and 3 after power outage and backup generator failure at West Point WTP
14. Troubleshoot automatic transfer switch and backup generator at West Point WTP, generator putting out only 12VAC
15. Installed conduit and new LED lighting system under the canopy at the FMWWTP belt press
16. Troubleshoot and repaired backup generator and automatic transfer switch at Sawmill Tank site, performed meter calibration in transfer switch
17. Troubleshoot Lake Tulloch raw flow meter at Copper Cove reclaim plant, transmitter bad
18. Rewired Orenco septic system control panel at 7581 Pitt Ranch Court in Burson
19. Worked with contractor to lay out install of underground conduit at new mechanic's shop/warehouse next to main office
20. Walked operator through totalizer fix on ABB flow meter at Southworth WWTP
21. Wired in generator at Big Trees #2 tank site during power outage due to storm event and failure of onsite backup generator (under warranty), restored radio communications
22. Troubleshoot generator at Sawmill Tank and automatic transfer switch, reprogrammed parameters in transfer switch to restore proper operation
23. Made programming changes to the SCADA systems at Hunters WTP to allow Sawmill tank to fill completely
24. Used remote SCADA access to fix alarm database crash at West Point WTP
25. Wired in backup generators at Copper Cove lift station 17 and 19 during storm event power outage
26. Troubleshoot and repaired blowers not working in auto at La Contenta WWTP after a power outage due to storm event
27. Troubleshoot and repaired IP address conflict in SCADA 2 computer at LCWWTP, changed address in eCatcher as well to allow computer to continue to be remote accessed
28. Troubleshoot and repaired SCADA remote access issue at LCWWTP, fixed VNC password issue
29. Rewired backup float system at Copper Cove lift station #17 after Warrick controller failed
30. Troubleshoot and repaired level control problem due to bad low-level float and blown control fuse at Copper Cove lift station #18
31. Troubleshoot and repaired Honeywell flow controller for filter at Hunters WTP
32. Changed two Ewon remote SCADA access passwords for two operators per requests
33. Troubleshoot and repaired 6-mile lift station telemetry system, replaced bad ethernet switch
34. Set up SCADA remote access login and password for new employee
35. Found bad pump at Wilseyville pressure station, leaking water, valved it off, sent data to purchaser for replacement
36. Performed multiple USA electrical system locates in the Copper Cove service area
37. Troubleshoot and repaired effluent booster pump #1 at Wallace WTP, replaced bad contacts in the H.O.A switch
38. Troubleshoot SCADA computer problem at Vallecito WWTP, KVM switch failure
39. Troubleshoot and replaced bad level transducer at Saddle Creek lift station #3 in Copper
40. Coordinated AMI Solar repeater installs with Tiscornia Construction
41. Troubleshoot and replaced bad float and re-terminated all other floats at Avery Middle School lift station after control system failure
42. Installed AMI Solar repeater at coffee shop in Avery
43. Troubleshoot and repaired radio communication failures at Mountain Retreat lift station
44. Troubleshoot UV system at FMWWTP after failure
45. Programmed all district autodialers with area code prefixes due to new FCC requirements

46. Programmed all district SCADA alarming systems with area code prefixes due to new FCC requirements
47. Replaced failed relays in the septic system control panel at the Vets hall in West Point after failure
48. After hours troubleshoot of radio communication system at Sawmill Tank in the Ebbetts Pass System, problem was power outage and generator failed to start, assisted mechanical staff with repair
49. After-hours troubleshoot and replacement of failed voice modem for the AWWTP SCADA alarming modem
50. After hours troubleshoot of communication failure at Big Trees 2 site, found power outage, had operator start generator

Mechanical:

1. System-wide Generator Checks and Re-fuel regimen
2. Replaced the dewatering belts on the belt press at the La Contenta WWTP
3. Replaced the generator battery on the La Contenta WWTPs generator – changed the oil and serviced the generator
4. Replaced the air regulator on the belt press at the Forest Meadows WWTP
5. Troubleshot the West Point WTPs generator -no voltage – fault. Replaced the bad light board and exercised the generator to verify ops
6. Calibrated the transfer switch on the generator at the Sawmill Pump Station and Tank site generator – restored generator ops
7. Adjusted the Avery Tank generator high idle speed to correct over hertz. Replaced bad LED board and speed sensor.
8. Scanned dump truck #501 and ordered parts. Bad clock spring and DEF heater
9. Adjusted the packing gland on pump #2 at the B Tank Pump Station in Copperopolis
10. Drew and cut-out the CCWD address on the plasma table
11. Scanned and cleared the overboost code on Veh #135 (VacCon)
12. Addressed Multiple Atmospheric Storm issues District-wide. Including addressing Pumps 2& 3 fail to start at the Sawmill Pump Station-reset breakers
13. Replaced the pilot system diaphragms on the Sawmill Cla-Valve #2
14. Copperopolis Lift Station 16 generator hard starting condition – replaced fuel shutoff solenoid, changed oil and fuel filters – restored to normal ops.
15. Replaced intake manifold on Truck #529
16. Installed new 6-way plug on the #745b trailer
17. Installed new cla-val at the Sawmill Pump Station on Pump #3
18. Pulled and cleared pump #2 at Lift Station #2 in Arnold
19. Started pumps at the Old Hunters Pump Station and monitored operations
20. Installed e-brake controller, switch, and wiring on trailer t-06
21. Replaced fuel pump on the diesel storage tank at Connor's Main Lift Station
22. Assessed oil leak on Kenworth – found loose bolt -
23. Removed hydraulic brake system off trailer T-07 and replaced with electric brakes – wiring, plugs, and e-brake controls
24. Replaced failed battery on the generator at the Connor's Main Lift Station
25. Assembled and installed Forest Meadows Aqua jet surface aerator

Prepared By: Damon Wyckoff, Director of Operations