

RESOLUTION NO. 2023-48
RESOLUTION NO. PFA-01
ORDINANCE NO. 2023-01

AGENDA

OUR MISSION

Protect, enhance, and develop Calaveras County's water resources and watersheds to provide safe, reliable, and cost-effective services to our communities.

2021-2026 Strategic Plan, Adopted April 28, 2021, and can be viewed at this [link](#)

Regular Board Meeting
Wednesday, July 26, 2023
1:00 p.m.

[Calaveras County Water District](#)
120 Toma Court
San Andreas, California 95249

Board Chambers are open to the public and the following alternative is available to members of the public who wish to participate in the meeting virtually:

Microsoft Teams meeting

Join on your computer or mobile app

[Click here to join the meeting](#)

Or call in (audio only)

[+1 323-647-8603,,992667616#](#) United States

Phone Conference ID: 992 667 616#

In compliance with the Americans with Disabilities Act, if you need special assistance to participate in this meeting, please contact the Administration Office at 209-754-3028. Notification in advance of the meeting will enable CCWD to make reasonable arrangements to ensure accessibility to this meeting. Any documents that are made available to the Board before or at the meeting, not privileged or otherwise protected from disclosure, and related to agenda items, will be made available at CCWD for review by the public.

ORDER OF BUSINESS

CALL TO ORDER / PLEDGE OF ALLEGIANCE

1. **ROLL CALL**

2. **PUBLIC COMMENT**

At this time, members of the public may address the Board on any non-agendized item. The public is encouraged to work through staff to place items on the agenda for Board consideration. No action can be taken on matters not listed on the agenda. Comments are limited to three minutes per person.

BOARD OF DIRECTORS

Scott Ratterman, President
Cindy Secada, Director

Russ Thomas, Vice President
Bertha Underhill, Director

Jeff Davidson, Director

3. CONSENT AGENDA

The following items are expected to be routine / non-controversial. Items will be acted upon by the Board at one time without discussion. Any Board member may request that any item be removed for later discussion.

- 3a Report on the Monthly Investment Transactions for June 2023
(Jeffrey Meyer, Director of Administrative Services)

4. NEW BUSINESS

- 4a* Discussion/Action regarding Resolution of Appreciation for the White Pines Park Committee
(Michael Minkler, General Manager) **RES 2023-_____**
- 4b Update/Discussion Regarding the Proposed Water and Wastewater Rates and the Proposition
218 Public Hearing
(Jeffrey Meyer, Director of Administrative Services)
- 4c Discussion regarding District Grants Program Update
(Damon Wyckoff, Director of Administrative Services)

5. REPORTS

- 5a* General Manager's Report
(Michael Minkler)

6.* BOARD REPORTS / INFORMATION / FUTURE AGENDA ITEMS

7. NEXT BOARD MEETINGS

- Wednesday, August 9, 2023, 1:00 p.m., Regular Board Meeting
- Wednesday, August 23, 2023, 1:00 p.m., Regular Board Meeting

8. CLOSED SESSION

- 8a Conference with Legal Counsel – Anticipated Litigation. Significant exposure to litigation pursuant to subdivision (d)(2) of Government Code section 54956.9. 2 potential cases

9. REPORTABLE ACTION FROM CLOSED SESSION

10. ADJOURNMENT



CALAVERAS COUNTY WATER DISTRICT

Board of Directors

District 1 Scott Ratterman
District 2 Cindy Secada
District 3 Bertha Underhill
District 4 Russ Thomas
District 5 Jeff Davidson

Financial Services

Umpqua Bank
US Bank
Wells Fargo Bank

CCWD Committees

*Engineering Committee
*Finance Committee
*Legal Affairs Committee
*External Relations Committee

Joint Power Authorities

ACWA / JPIA
CCWD Public Financing Authority
Calaveras-Amador Mokelumne River Authority (CAMRA)
Calaveras Public Power Agency (CPPA)
Eastern San Joaquin Groundwater Authority
Tuolumne-Stanislaus Integrated Regional Water
Management Joint Powers Authority (T-Stan JPA)
Upper Mokelumne River Watershed Authority (UMRWA)

Other Regional Organizations of Note

Calaveras County Parks and Recreation
Committee
Mountain Counties Water Resources
Association (MCWRA)
Mokelumne River Association (MRA)
Tuolumne-Stanislaus Integrated Regional Water
Mgt. JPA Watershed Advisory Committee (WAC)
Eastern San Joaquin Groundwater Authority-Technical
Advisory Committee

Legal Counsel

Matthew Weber, Esq.
Downey Brand, LLP

Auditor

Richardson & Company, LLP

Membership**

Davidson / Thomas (alt. Secada)
Secada / Ratterman (alt. Underhill)
Ratterman / Davidson (alt. Thomas)
Underhill / Thomas (alt. Secada)

Ratterman (alt. Michael Minkler)
All Board Members
Ratterman / Secada (alt. Michael Minkler)
Michael Minkler (alt. Brad Arnold)
Thomas (alt. Brad Arnold)
Secada (alt. Thomas)

Davidson (alt. Ratterman)

Thomas (alt. Ratterman)

All Board Members

All Board Members
Brad Arnold (alt. Kelly Gerkenmeyer)

Brad Arnold (alt. Kelly Gerkenmeyer)

* Standing committees, meetings of which require agendas & public notice 72 hours in advance of meeting.

** The 1st name listed is the committee chairperson.

Item 3a

Agenda Item

DATE: July 26, 2023

TO: Calaveras County Water District Board of Directors

FROM: Jeffrey Meyer, Director of Administrative Services

SUBJECT: Report on the Monthly Investment Transactions for June 2023

RECOMMENDED ACTION:

For information only.

SUMMARY:

Per the District's Investment Policy, staff will report the monthly investment activity for the preceding month. During June 2023, the following investment transactions occurred:

Chandler Asset Management Activity:	General	Water CIP Loan	Sewer CIP Loan
Book Value at 05/31/2023	20,170,386.43	19,379,470.57	8,413,041.88
Security Purchases	198,484.00	-	-
Money Market Fund Purchases	229,490.32	76,175.76	33,069.57
Money Market Contributions	-	-	-
Security Sales	(145,875.00)	-	-
Money Market Fund Sales	(198,511.08)	-	-
Maturities	-	-	-
Principal Paydown	(50,994.29)	-	-
Money Market Fund Withdrawals	(4.16)	(1,251.08)	(543.12)
Amortization/Accretion	(2,679.92)	-	-
Gain/Loss on Dispositions	(6,156.64)	-	-
Book Value at 06/30/2023	20,194,139.66	19,454,395.25	8,445,568.33
Local Agency Investment Fund Activity:			
Balance at 05/31/2023	11,141,986.13		
Withdrawals, Operating Cash	-		
Interest	-		
Balance at 06/30/2023	11,141,986.13		

LAIF (Local Agency Investment Fund) daily interest rates are 3.26% as of June 30, 2023.

**CALAVERAS COUNTY WATER DISTRICT
INVESTMENT ACTIVITY
FOR THE MONTH ENDING June 30, 2023**

INVESTMENT TRUSTEE	TYPE OF FUNDS/Availability	MARKET VALUE	INVESTMENT COST			DATE INVST	CM INTEREST AND DIVIDEND RECVD
			COST	PAR (PRINC)	CPN RATE		
Local Agency Investment Fund	Restricted for Reserves/Special Projects	11,141,986.13	11,141,986.13	11,141,986.13	2.930%	ongoing	-
Chandler Asset Management	Restricted/Reserves/Expansion/AD/R&R	19,032,076.70	20,194,139.66	20,242,333.24	1.650%	ongoing	23,753.23
Chandler Asset Management - Water Loan	Committed to Specific CIP Projects	19,454,395.25	19,454,395.25	19,454,395.25	4.700%	ongoing	74,924.68
Chandler Asset Management - Sewer Loan	Committed to Specific CIP Projects	8,445,568.33	8,445,568.33	8,445,568.33	4.700%	ongoing	32,526.45
Totals		58,074,026.41	59,236,089.37	59,284,282.95			131,204.36

MONTHLY ACTIVITY

Chandler Asset Management Activity:	General	Water CIP Loan	Sewer CIP Loan
Book Value at 05/31/2023	20,170,386.43	19,379,470.57	8,413,041.88
Security Purchases	198,484.00	-	-
Money Market Fund Purchases	229,490.32	76,175.76	33,069.57
Money Market Contributions	-	-	-
Security Sales	(145,875.00)	-	-
Money Market Fund Sales	(198,511.08)	-	-
Maturities	-	-	-
Principal Paydown	(50,994.29)	-	-
Money Market Fund Withdrawals	(4.16)	(1,251.08)	(543.12)
Amortization/Accretion	(2,679.92)	-	-
Gain/Loss on Dispositions	(6,156.64)	-	-
Book Value at 06/30/2023	20,194,139.66	19,454,395.25	8,445,568.33
Local Agency Investment Fund Activity:			
Balance at 05/31/2023	11,141,986.13		
Withdrawals, Operating Cash	-		
Interest	-		
Balance at 06/30/2023	11,141,986.13		

Item 4b

Agenda Item

DATE: July 26, 2023

TO: Board of Directors

FROM: Jeffrey Meyer, Director of Administrative Services

SUBJECT: Update/Discussion Regarding the Proposed Water and Wastewater Rates and the Proposition 218 Public Hearing

RECOMMENDED ACTION:

Update/Discussion Regarding the Proposed Water and Wastewater Rates and the Proposition 218 Public Hearing.

SUMMARY:

The District's current water and wastewater five-year rate plan was adopted on May 23, 2018, and runs through July 15, 2023. It is recommended practice that the District's rate plan be reviewed at a minimum every five years to determine the adequacy of the existing rates to support the District's operating and capital programs. The District engaged the services of IB Consulting, Inc. to perform a Cost of Service and Financial Analysis Study for the water and wastewater utilities. The following timeline tracks the progress of that effort:

Introduction:

October 12, 2022 - Habib Isaac, Principal and Managing Partner of IB Consulting, presented an overview of the Cost of Service and Financial Analysis study to the Board. He reviewed the objectives of a Cost-of-Service study, as well as the steps and processes required during the rate study process. He also discussed Proposition 218 and the impact recent court cases have had on rate design.

Five-Year Water and Wastewater Financial Analysis Models:

April 28, 2023 - Mr. Isaac presented the preliminary water and wastewater five-year financial analysis models to the Finance Committee. The Finance Committee recommended that the models be presented to the Board.

May 3, 2023 – Mr. Isaac presented the five-year analysis to the Board. The Board provided feedback and staff collaborated with the consultants to address their questions, with a particular focus on strategies to reduce the year one revenue shortfall.

May 24, 2023 - The updated financial models were presented to the Board along with a discussion of the District's debt service coverage requirements and other key factors

behind the year one revenue shortfall. The Board agreed in concept with the financial models and directed staff to conduct a rate workshop, including proposed rate designs, on July 12.

Cost-of-Service and Rate Design:

July 12, 2023 – Mr. Isaac presented the water and wastewater Cost-of-Service and Rate Design to the Board. The Board voted to move forward with the proposed rate designs and directed staff to begin the Proposition 218 noticing process and schedule a Proposition 218 Public Hearing for September 13, 2023, at 1:00 pm.

Next Steps:

IB Consulting files draft Cost-of-Service and Rate Design report with the District.

Proposition 218 notices will be mailed to every District property owner. Proposition 218 requires a 45-day noticing period. A mailing date of July 24 provides a 50-day noticing period prior to the public rate hearing on September 13. The Proposition 218 notice will also be posted on the District's website, along with an FAQ and relevant information.

Public Outreach –

Staff and Board members will continue to engage customers and public organizations to inform them of the proposed water and wastewater rate increases. Staff will also use traditional media and social media sources to provide informational updates about the process. Additionally, staff and Board members will conduct a series of community meetings August 14 through 17 in conjunction with the District's rate consultant.

- Ebbetts Pass – Monday, August 14 at 5:30 pm. Ebbetts Pass Fire District or alternative location, if needed
- Copperopolis – Wednesday, August 16 at 5:30 pm. Copperopolis Armory
- Valley Springs – Thursday August 17 at 5:30 pm. Veterans Hall
- West Point – TBD

Public Hearing –

September 13, 2023, at 1:00 pm. District Boardroom, 120 Toma Court, San Andreas

The Board will consider all protests against the proposed water and wastewater rate changes. If a majority of the affected property owners file protests, the proposed rate changes will not be imposed. If there is not a majority protest and the Board approves the proposed rates, the water and wastewater rate changes will take effect on October 16, 2023, and will be adjusted each year on July 16th per the proposed rate schedule.

FINANCIAL CONSIDERATIONS:

None at this time.

Calaveras County Water District

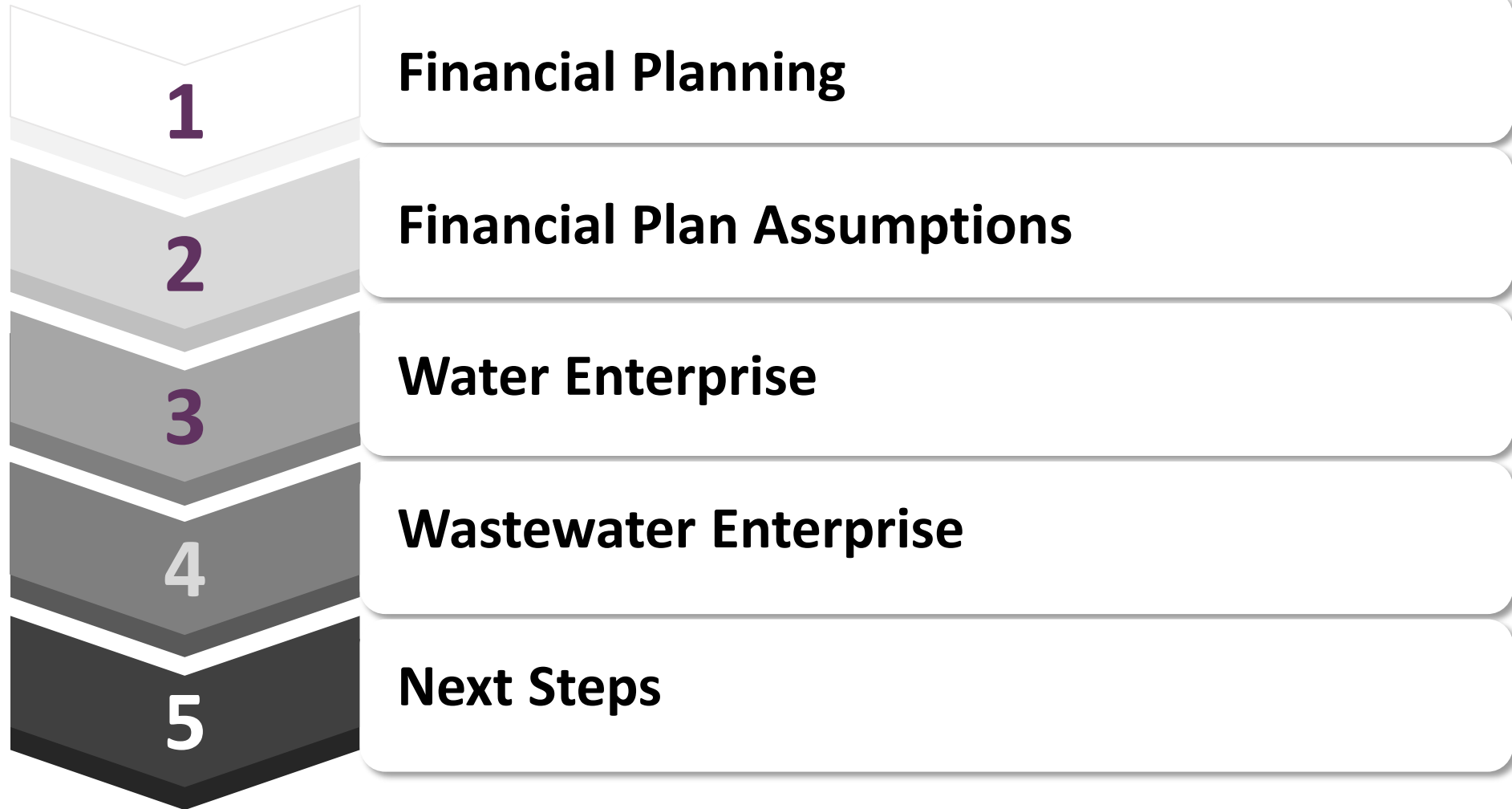
Rate Workshop

July 12, 2023



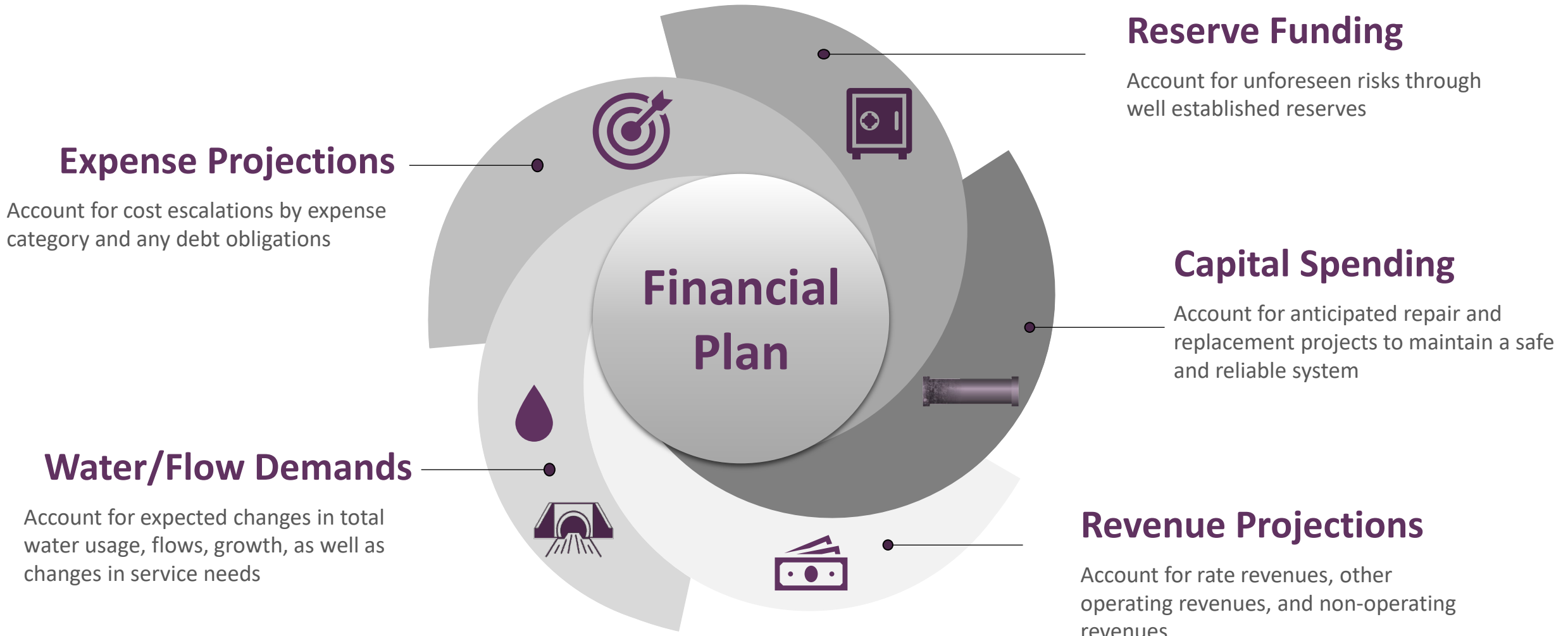
Rate Workshop

Agenda



Financial Plan Summary

Factors Impacting the Financial Plan



Key Assumptions

Water and Wastewater

Inflation

FY 2024
CPI set at 5.6%
Capital set at 7.2%



Capital Spending

Funding Depreciation
Water - \$11M+/yr
WW - \$7.1M+/yr



Growth

0% for Financial Plan
Not relying on growth



New Debt

Water – \$16.5M
WW – \$6M



Utility Demands

3,739 AF in Sales
5,446 EDUs



Reserves

Maintain / Satisfy
Reserve Requirements



Water Enterprise

Long-Term Financial Plan



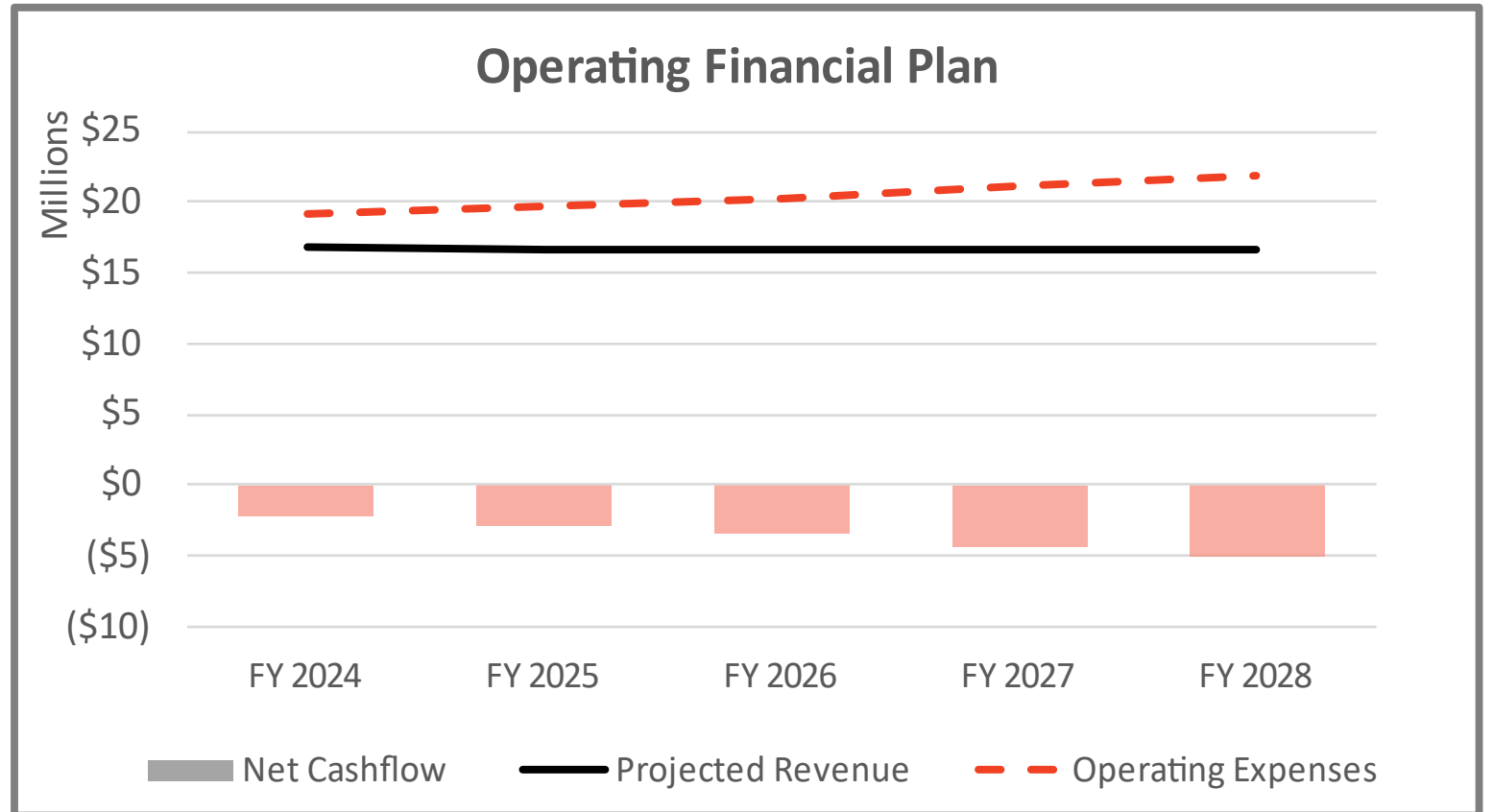
Calaveras County
Water District

Current Financial Position

At Existing Rates

Financial Plan Metrics

- Generate Positive Net Income
- Comply with Debt Covenants
- Sufficiently Fund Capital Needs
- Meet Reserve Targets

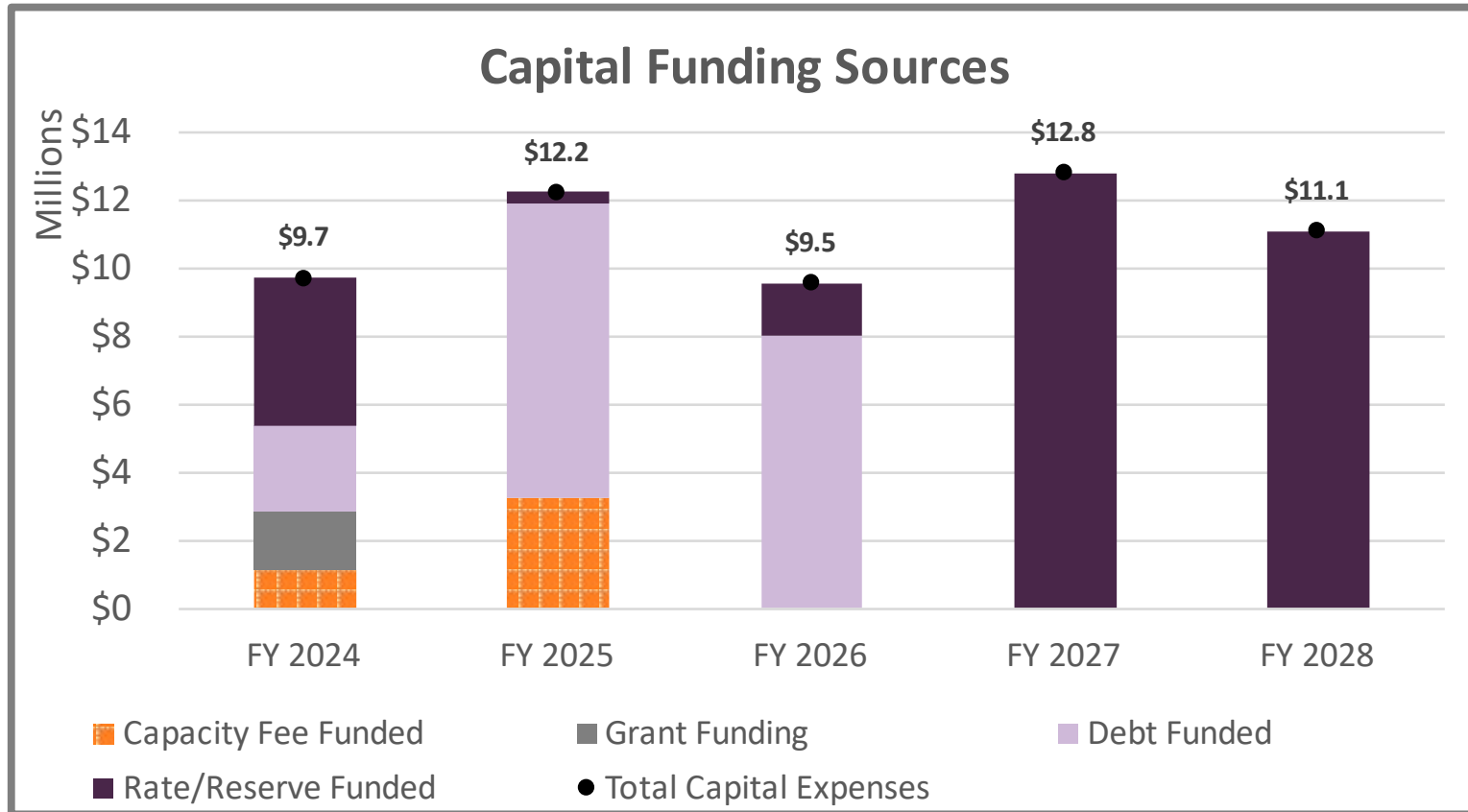


Current Financial Position

At Existing Rates

Financial Plan Metrics

- Generate Positive Net Income
- Comply with Debt Covenants
- Sufficiently Fund Capital Needs
- Meet Reserve Targets

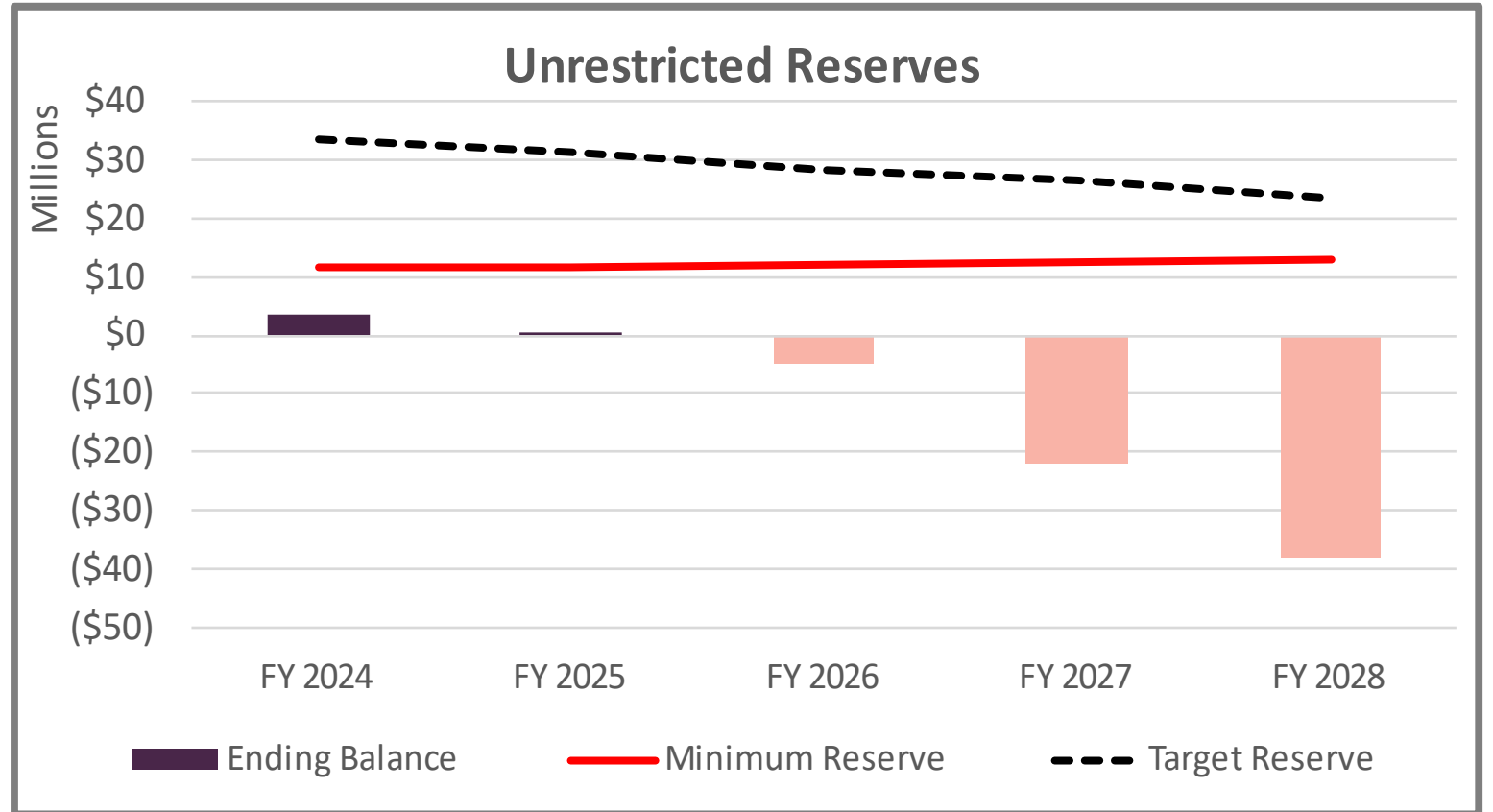


Current Financial Position

At Existing Rates

Financial Plan Metrics

- Generate Positive Net Income
- Comply with Debt Covenants
- Sufficiently Fund Capital Needs
- Meet Reserve Targets



Financial Position

Water at Current Rates

Results From Review

- Requires revenue increases each year
 - Eliminate ongoing operating deficit over the planning period
 - Reserves are below minimum requirements
 - ❖ Operating Reserve = 90 days of O&M
 - ❖ Capital Reserve = Annual depreciation
 - ❖ Rate Stabilization Reserve = 10% of operating revenues
 - ❖ Emergency Reserve = 3% of asset value
 - ❖ Total Minimum Requirement = \$11.7M
 - Replenish and maintain healthy reserves

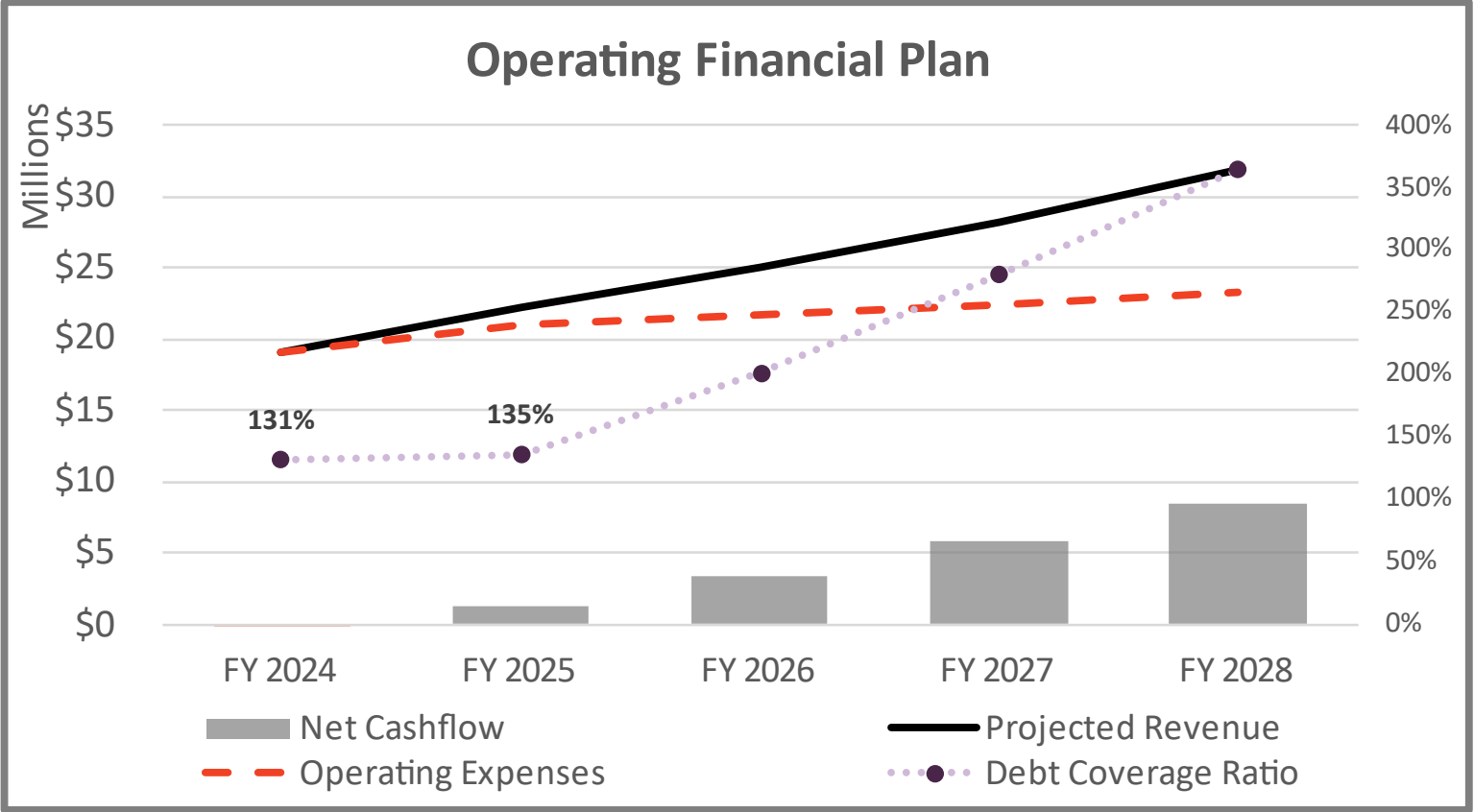
Final Proposed Water Financial Plan

FY 2024 – FY 2028

Revenue Adjustments:
 FY 2024 – FY 2028: 22%, 18%, 16%, 16%, 15%

Financial Plan Key Components

- Satisfy Debt Coverage of 125%
 - Uses Rate Stabilization Reserve to buydown debt
 - \$520k to principal buydown
 - FY 2024 coverage at 131%
- Generate positive net income
- Capital Improvement Plan
 - Adjusted project timing over 5 years
 - Proposed Debt issue in FY 2025
 - \$16.5M to cover capital spending



Final Proposed Water Financial Plan

FY 2024 – FY 2028

Financial Plan Key Components

➤ Satisfy Debt Coverage of 125%

- Uses Rate Stabilization Reserve to buydown debt
- \$520k to principal buydown
- FY 2024 coverage at 131%

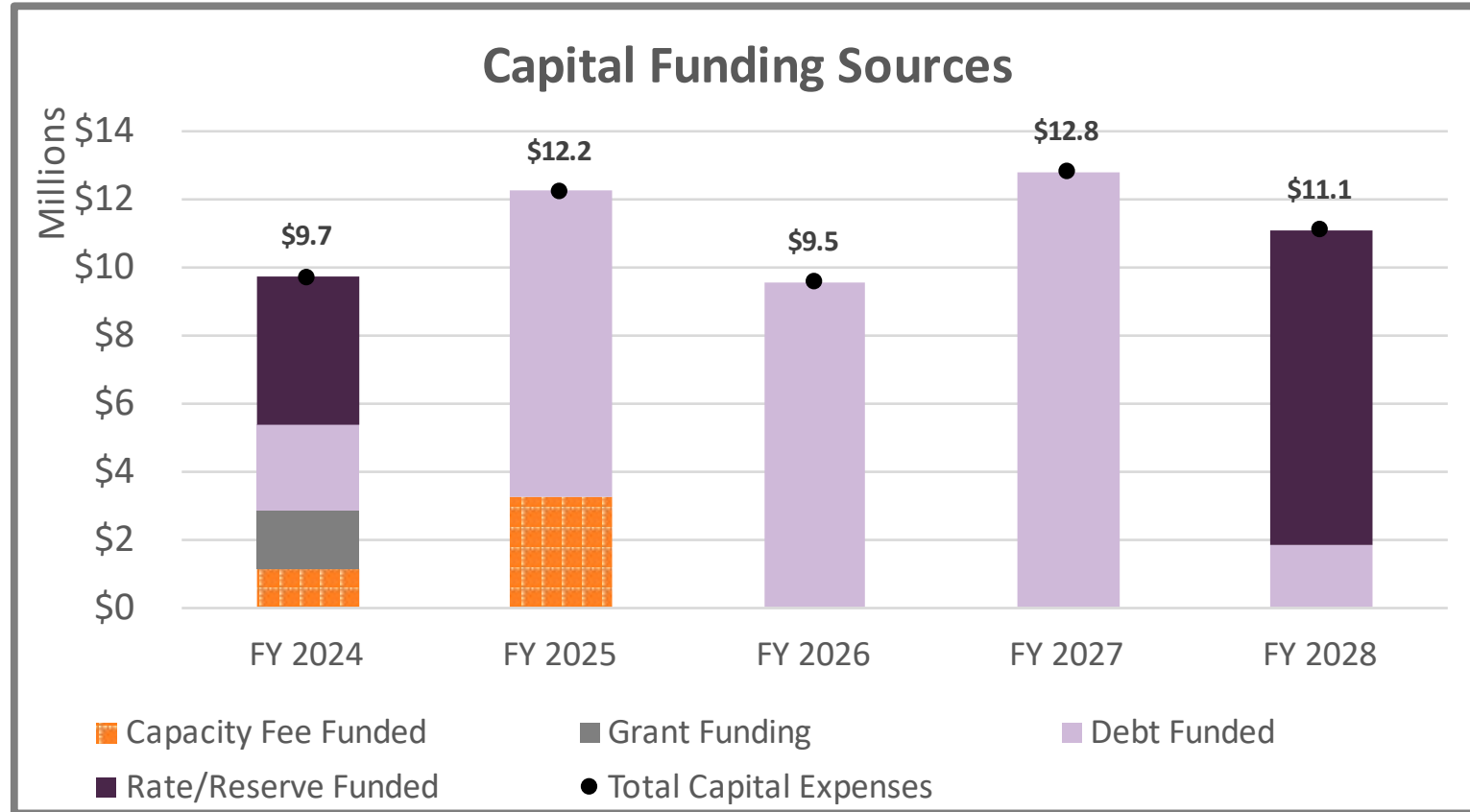
➤ Generate positive net income

➤ Capital Improvement Plan

- Adjusted project timing over 5 years
- Proposed Debt issue in FY 2025
 - \$16.5M to cover capital spending

Revenue Adjustments:

FY 2024 – FY 2028: 22%, 18%, 16%, 16%, 15%



Final Proposed Water Financial Plan

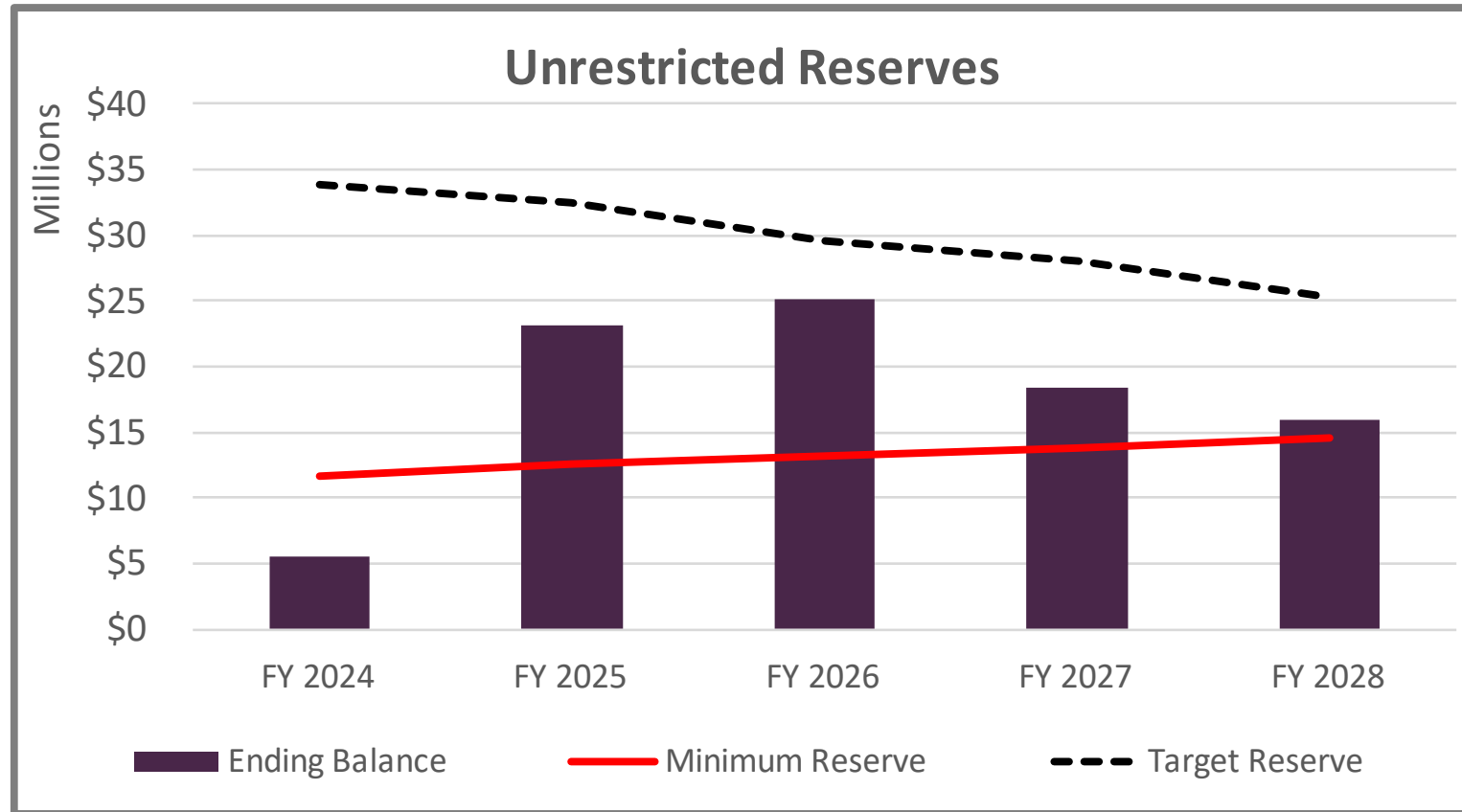
FY 2024 – FY 2028

Financial Plan Key Components

- Satisfy Debt Coverage of 125%
 - Uses Rate Stabilization Reserve to buydown debt
 - \$520k to principal buydown
 - FY 2024 coverage at 131%
- Generate positive net income
- Capital Improvement Plan
 - Adjusted project timing over 5 years
 - Proposed Debt issue in FY 2025
 - \$16.5M to cover capital spending

Revenue Adjustments:

FY 2024 – FY 2028: 22%, 18%, 16%, 16%, 15%



Water Enterprise

Cost-of-Service and Proposed Rates



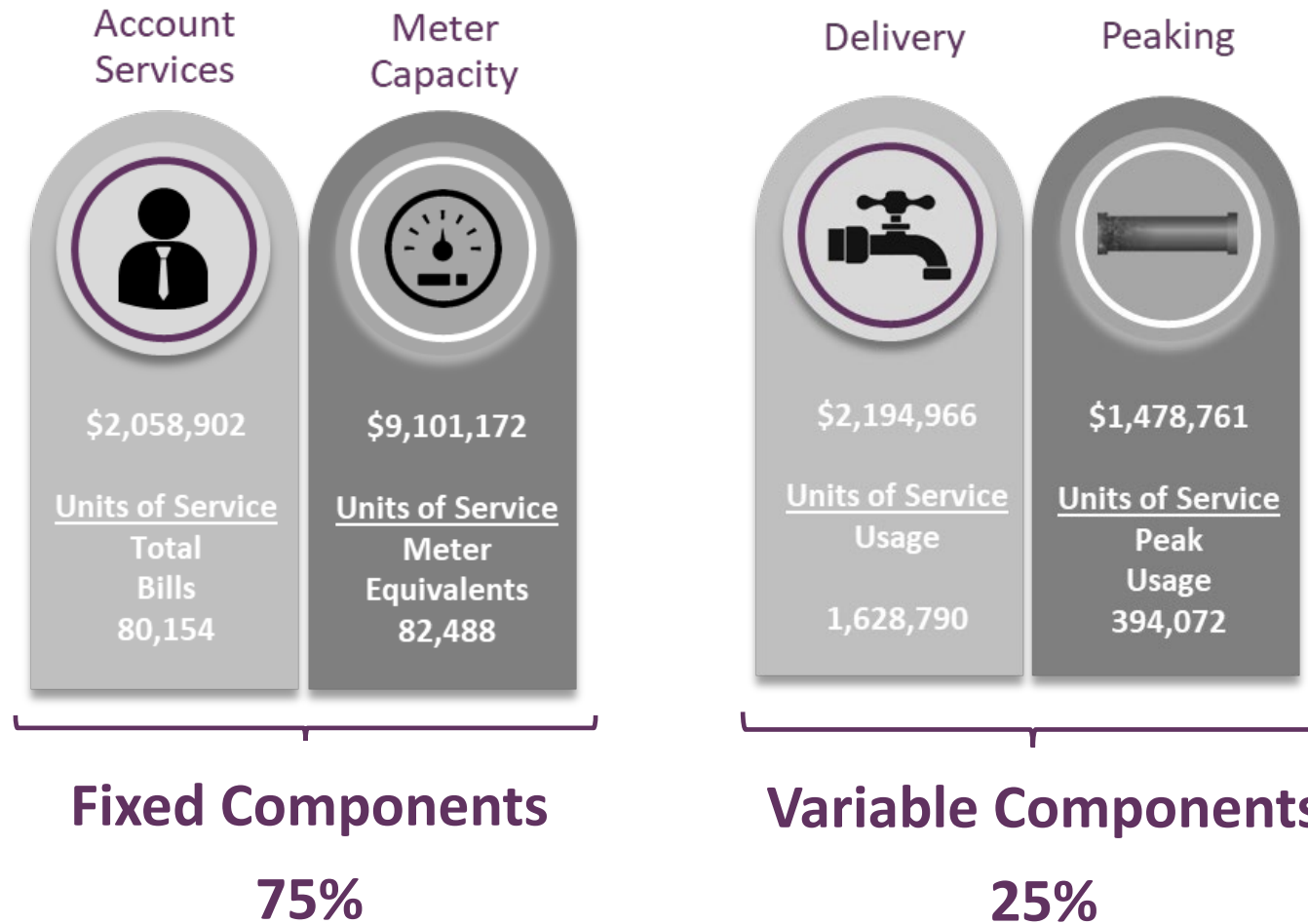
Calaveras County
Water District

Water Revenue Requirements

	FY 2024	FY 2025	FY 2026	FY 2027	FY 2028
Revenue Requirements	Total	Total	Total	Total	Total
Operating Expenses					
Non-Departmental (50)	\$1,069,000	\$1,118,000	\$1,169,000	\$1,223,000	\$1,279,000
Utility Services (54)	\$8,290,000	\$8,624,000	\$8,999,000	\$9,443,000	\$9,855,000
Utility Services (54) - Power & Chemicals	\$1,978,000	\$2,077,000	\$2,180,000	\$2,289,000	\$2,404,000
General Management (56)	\$1,008,000	\$1,055,000	\$1,103,000	\$1,155,000	\$1,208,000
Board of Directors (57)	\$134,000	\$143,000	\$148,000	\$153,000	\$158,000
Engineering/Technical Services (58)	\$1,223,000	\$1,279,000	\$1,338,000	\$1,399,000	\$1,463,000
Administrative Services (59)	\$1,551,000	\$1,482,000	\$1,548,000	\$1,616,000	\$1,688,000
Water Resources (60)	\$1,713,000	\$1,781,000	\$1,851,000	\$1,925,000	\$2,002,000
Total Operating Expenses	\$16,966,000	\$17,559,000	\$18,336,000	\$19,203,000	\$20,057,000
Debt Service					
Series 2016 Water Revenue Bonds	\$101,144	\$101,134	\$101,099	\$101,138	\$101,051
Series 2019 Taxable Revenue Refunding Loan	\$322,031	\$314,513	\$306,994	\$298,806	\$290,640
Series 2021 Water Revenue COP	\$172,703	\$173,145	\$172,553	\$172,943	\$173,298
2022 Water CIP Loan	\$1,316,542	\$1,317,227	\$1,317,236	\$1,316,569	\$1,317,226
2020 VacCon Loan (VacCon Truck #1)	\$91,306	\$22,826	\$0	\$0	\$0
2020 VacCon Loan (VacCon Truck #2)	\$90,472	\$90,479	\$45,236	\$0	\$0
SEWD (New Hogan)	\$55,751	\$55,752	\$0	\$0	\$0
New/Proposed Debt	\$0	\$1,351,023	\$1,351,023	\$1,351,023	\$1,351,023
Total Debt Service	\$2,149,949	\$3,426,099	\$3,294,141	\$3,240,479	\$3,233,238
Other Funding					
<i>Revenue Offsets</i>					
Operating Revenues	(\$383,000)	(\$383,000)	(\$383,000)	(\$383,000)	(\$383,000)
Other Revenues	(\$4,329,000)	(\$4,293,000)	(\$4,301,000)	(\$4,330,000)	(\$4,351,000)
Subtotal Revenue Offsets	(\$4,712,000)	(\$4,676,000)	(\$4,684,000)	(\$4,713,000)	(\$4,734,000)
<i>Adjustments</i>					
Reserve Funding	(\$15,949)	\$1,192,901	\$3,355,859	\$5,819,521	\$8,525,762
Adjustment for Mid-Year Increase	\$445,800	\$0	\$0	\$0	\$0
Subtotal Adjustments	\$429,851	\$1,192,901	\$3,355,859	\$5,819,521	\$8,525,762
Total Other Funding	(\$4,282,149.00)	(\$3,483,099)	(\$1,328,141)	\$1,106,521	\$3,791,762
Revenue Requirement from Rates	\$14,833,800	\$17,502,000	\$20,302,000	\$23,550,000	\$27,082,000

FY 2024 Cost-of-Service: Rate Components

Fixed and Variable



FY 2024 Proposed Fixed Charges

Bi-Monthly Fixed Charge Components

Meter Size	Capacity Ratio	Meters	Account Services	Meter Capacity	FY 2024 Proposed Bi-Monthly Base Fixed Charge
5/8"	1.00	13,231	\$25.69	\$110.34	\$136.03
3/4"	1.50	3	\$25.69	\$165.51	\$191.20
1"	2.50	79	\$25.69	\$275.85	\$301.54
1 1/2"	5.00	23	\$25.69	\$551.70	\$577.39
2"	8.00	21	\$25.69	\$882.72	\$908.41
3"	16.00	2	\$25.69	\$1,765.44	\$1,791.13

Proposed Five-Year Fixed Charge Schedule

FY 2024 – FY 2028

Base Fixed Meter Charges (\$/Bi-Month)							
Meter Size	Number of Accounts	Current Fixed	FY 2024	FY 2025	FY 2026	FY 2027	FY 2028
5/8"	13,231	\$120.35	\$136.03	\$160.52	\$186.21	\$216.01	\$248.42
3/4"	3	\$180.53	\$191.20	\$225.62	\$261.72	\$303.60	\$349.14
1"	79	\$300.89	\$301.54	\$355.82	\$412.76	\$478.81	\$550.64
1 1/2"	23	\$601.77	\$577.39	\$681.33	\$790.35	\$916.81	\$1,054.34
2"	21	\$962.83	\$908.41	\$1,071.93	\$1,243.44	\$1,442.40	\$1,658.76
3"	2	\$1,925.66	\$1,791.13	\$2,113.54	\$2,451.71	\$2,843.99	\$3,270.59

FY 2024 Proposed Variable Rates

Variable Rate Components

Customer Class & Tier	Tier Definitions (HCF)	Delivery	Peaking	FY 2024 Proposed Variable Rate
Residential				
Tier 1	0 - 15	\$1.35	\$0.72	\$2.07
Tier 2	16 - 30	\$1.35	\$0.90	\$2.25
Tier 3	>30	\$1.35	\$1.14	\$2.49
Non-Residential	Uniform	\$1.35	\$0.94	\$2.29
Irrigation	Uniform	\$1.35	\$0.92	\$2.27

Basis for Tier Allotments:

- Tier 1 = Winter Average
- Tier 2 = Summer Average
- Tier 3 captures all usage in excess of the summer average
- Tier 4 eliminated

*1 HCF = 748.05 gallons

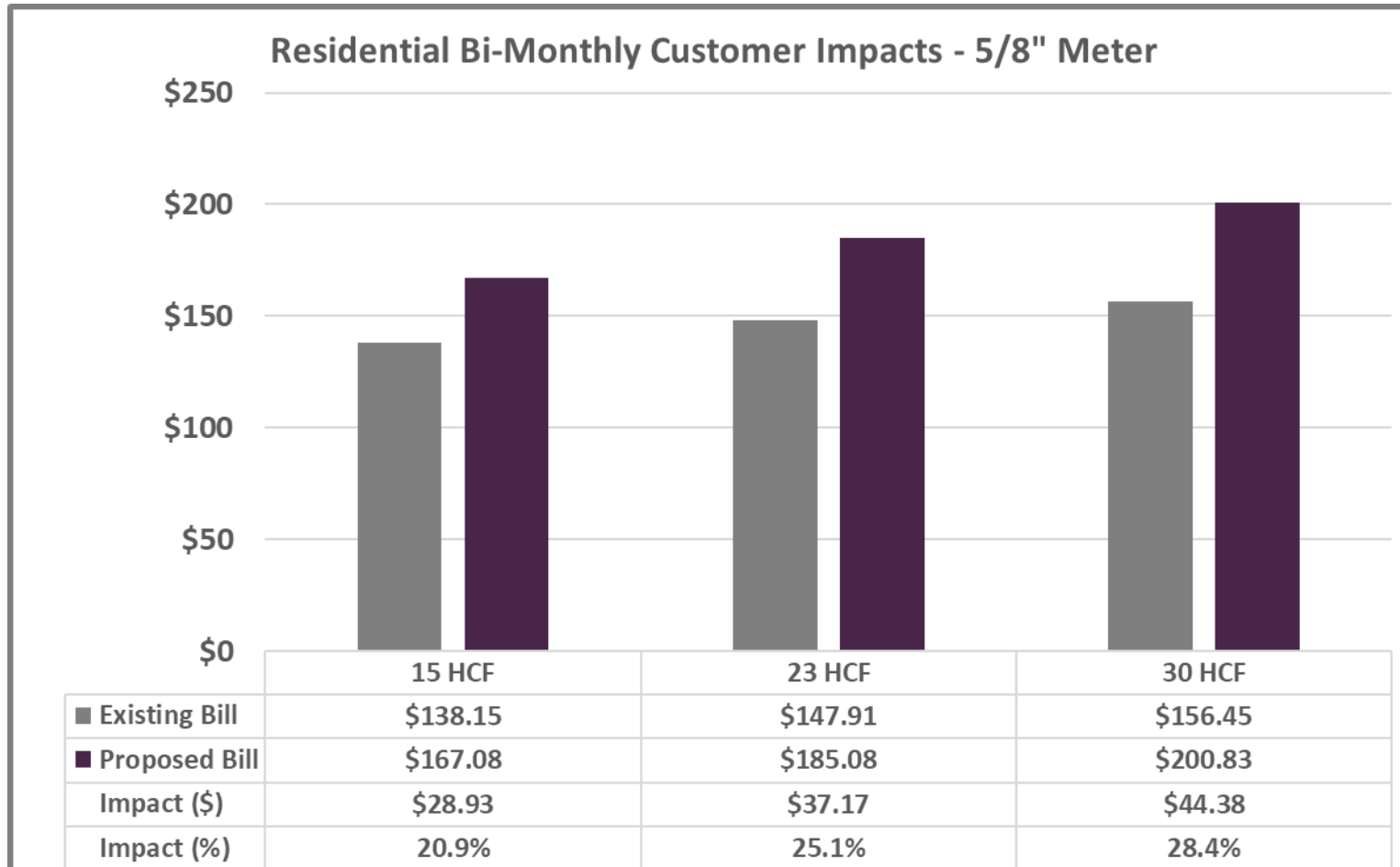
Proposed Five-Year Variable Rate Schedule

FY 2024 – FY 2028

Variable Rates (\$/HCF)							
Customer	Current	FY 2024	FY 2025	FY 2026	FY 2027	FY 2028	
Residential							
Tier 1	\$1.17	\$2.07	\$2.45	\$2.85	\$3.31	\$3.81	
Tier 2	\$1.22	\$2.25	\$2.66	\$3.09	\$3.59	\$4.13	
Tier 3	\$1.68	\$2.49	\$2.94	\$3.42	\$3.97	\$4.57	
Tier 4	\$1.90	N/A	N/A	N/A	N/A	N/A	
Non-Residential	\$1.57	\$2.29	\$2.71	\$3.15	\$3.66	\$4.21	
Irrigation	\$1.91	\$2.27	\$2.68	\$3.11	\$3.61	\$4.16	

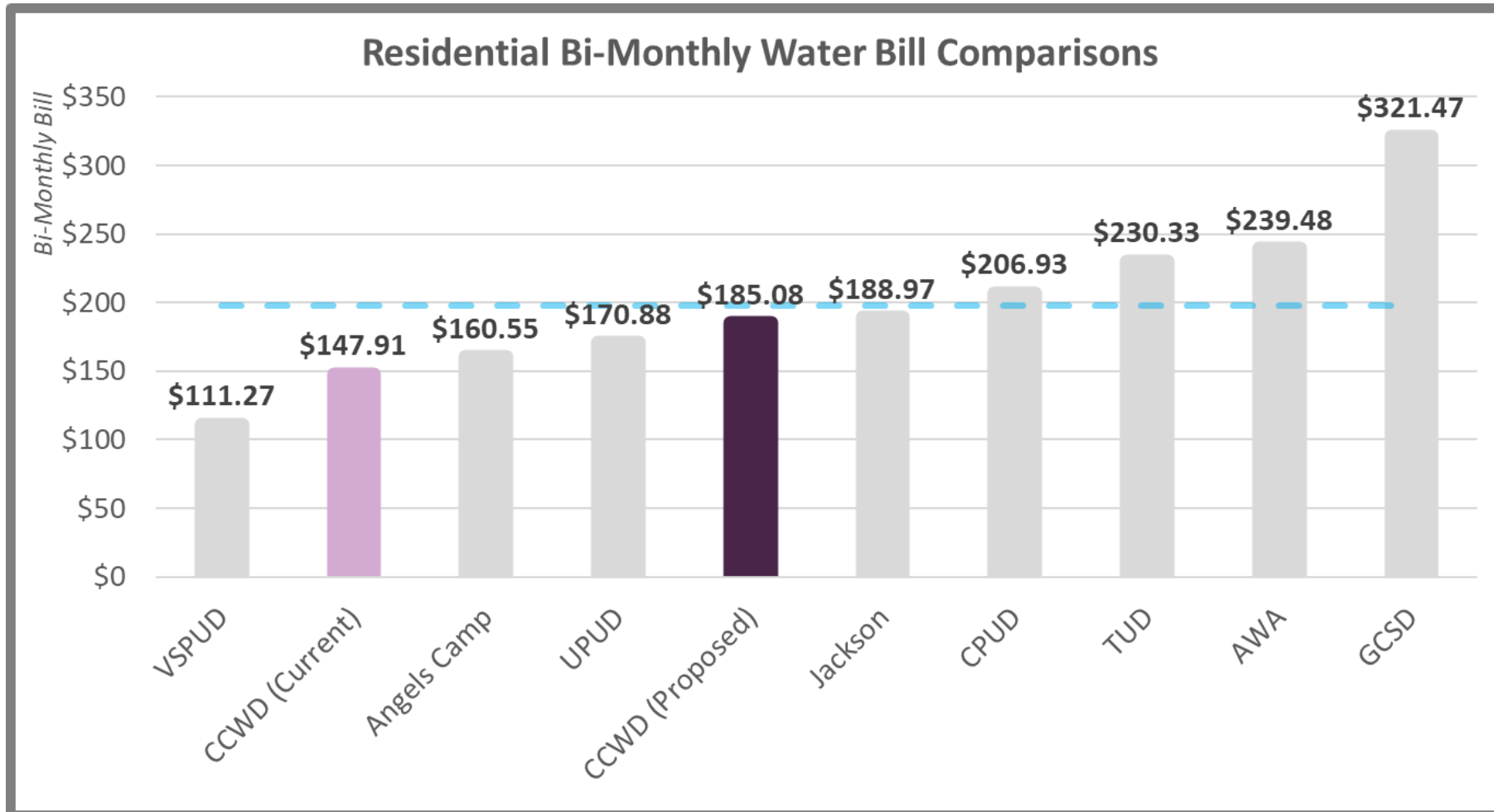
Customer Impacts

Single-Family Residential with 5/8" Meter at 15 HCF, 23 HCF, and 30 HCF



Water Rate Survey – Bi-Monthly Comparison

Single-Family Residential with 5/8” Meter at 23 HCF



Wastewater Enterprise

Long-Term Financial Plan



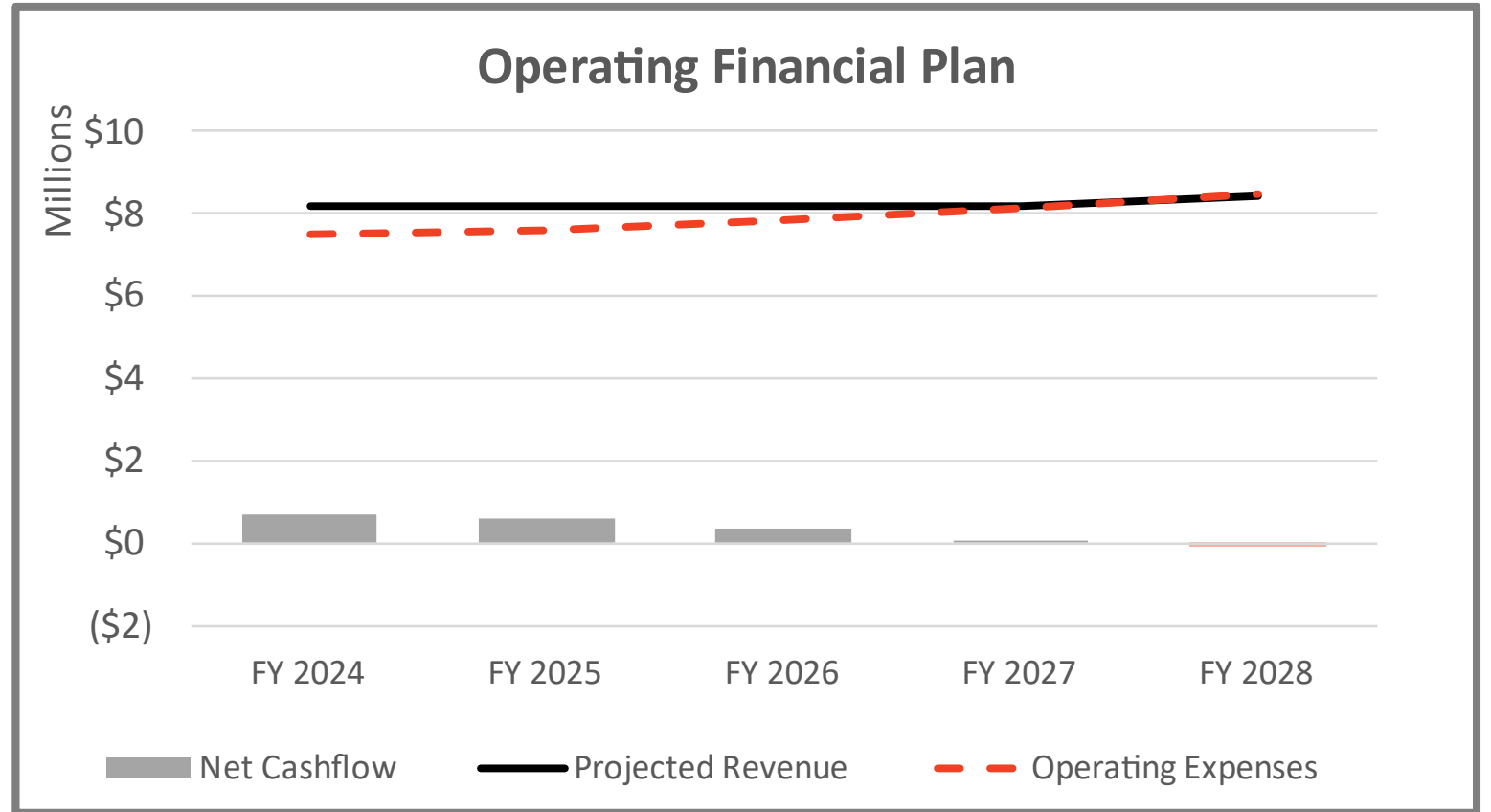
Calaveras County
Water District

Current Financial Position

Wastewater Enterprise

Financial Plan Metrics

- Generate Positive Net Income
- Comply with Debt Covenants
- Sufficiently Fund Capital Needs
- Meet Reserve Targets

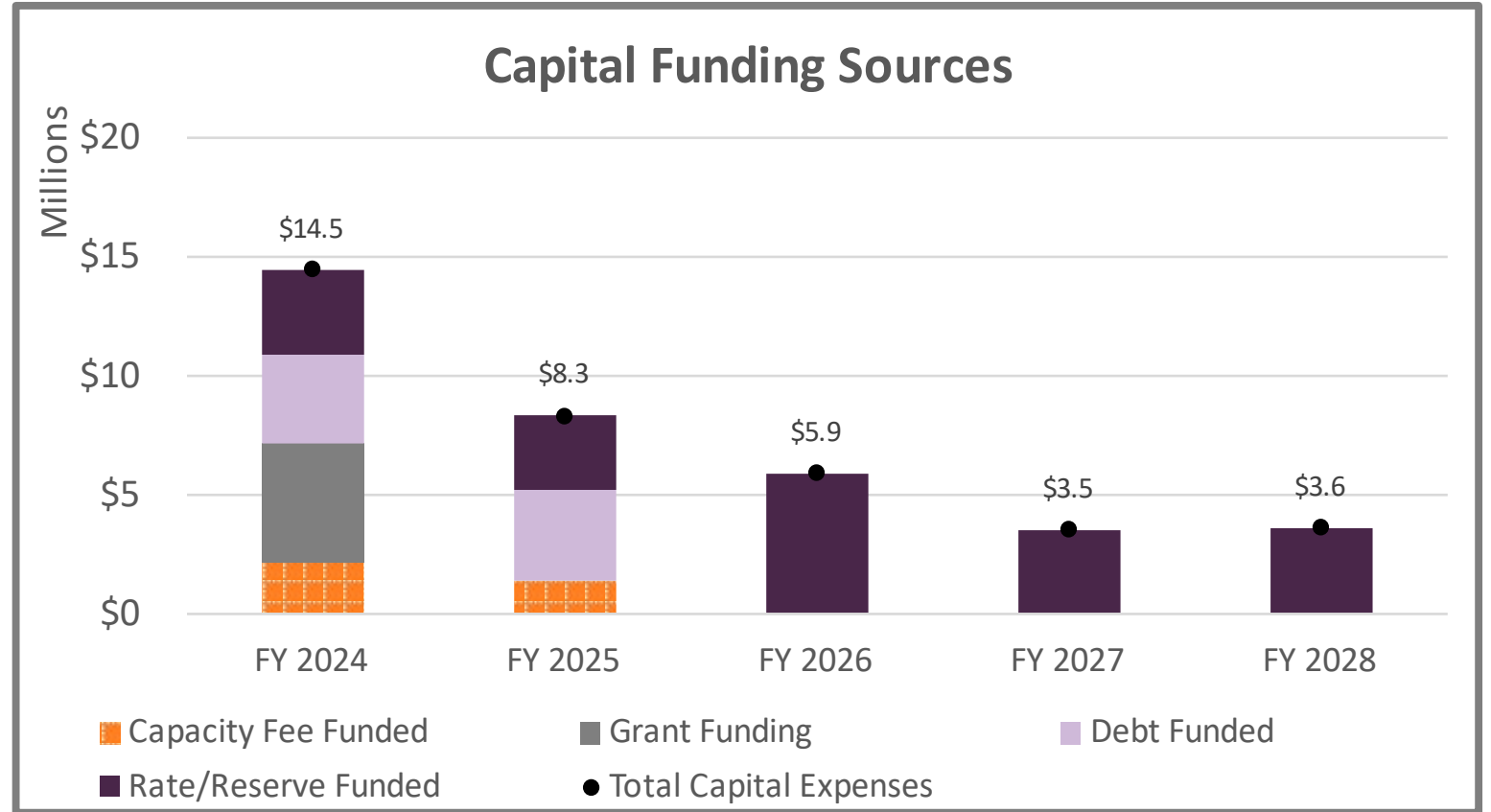


Current Financial Position

Wastewater Enterprise

Financial Plan Metrics

- Generate Positive Net Income
- Comply with Debt Covenants
- Sufficiently Fund Capital Needs
- Meet Reserve Targets

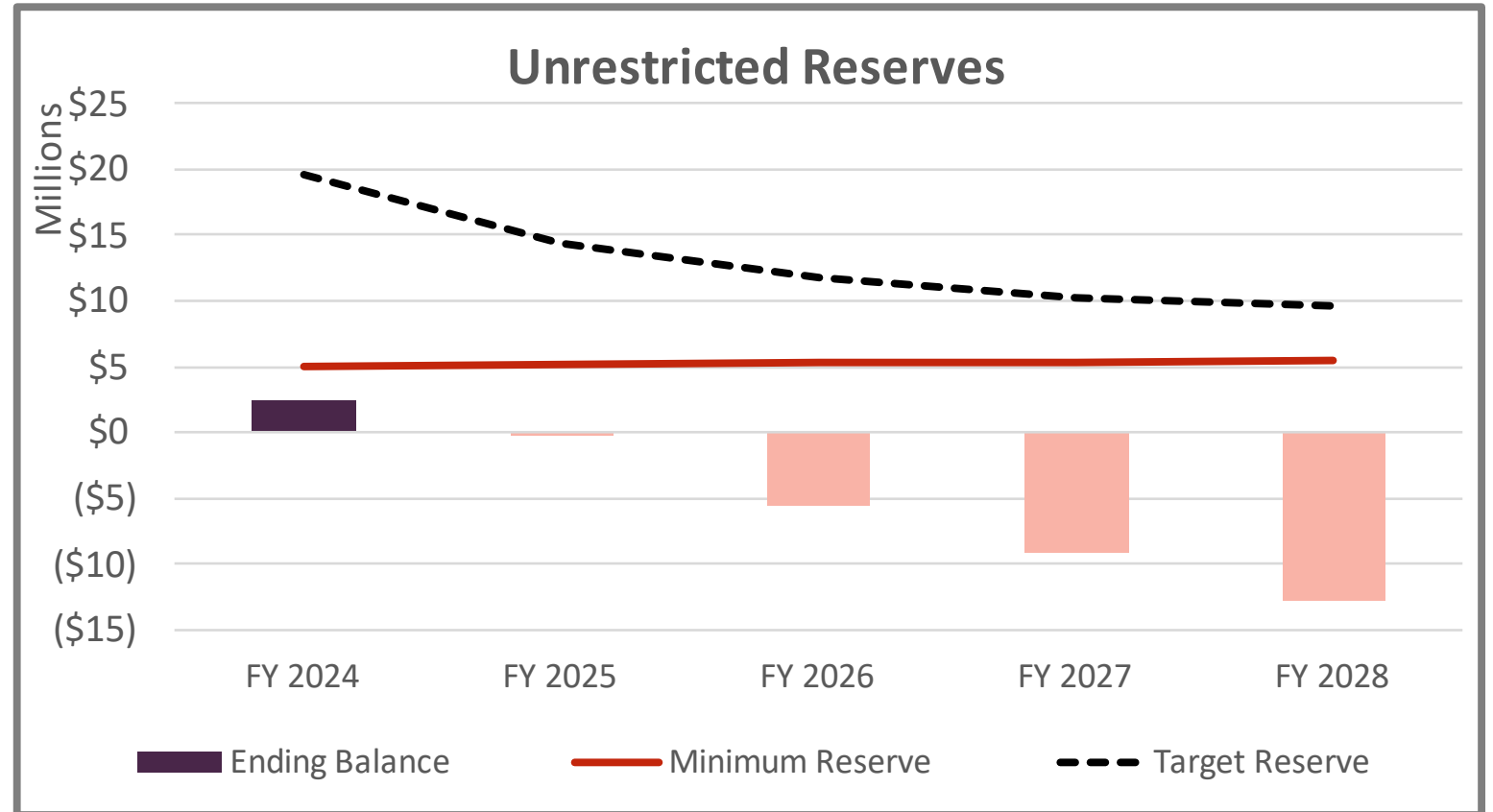


Current Financial Position

Wastewater Enterprise

Financial Plan Metrics

- Generate Positive Net Income
- Comply with Debt Covenants
- Sufficiently Fund Capital Needs
- Meet Reserve Targets



Financial Position

Wastewater at Current Rates

Results From Review

- Net income decreasing each year
- Reserves below the minimum requirements
 - Operating Reserve = 90 days of O&M
 - Capital Reserve = Annual depreciation
 - Rate Stabilization Reserve = 10% of operating revenues
 - Emergency Reserve = 3% of asset value
 - Total FY 2024 minimum = \$5.15M
- At existing rates, reserves would be used to cover capital expenses
 - Not sustainable long-term
 - Reserves already below minimum requirements
 - Reserves depleted in FY 2025

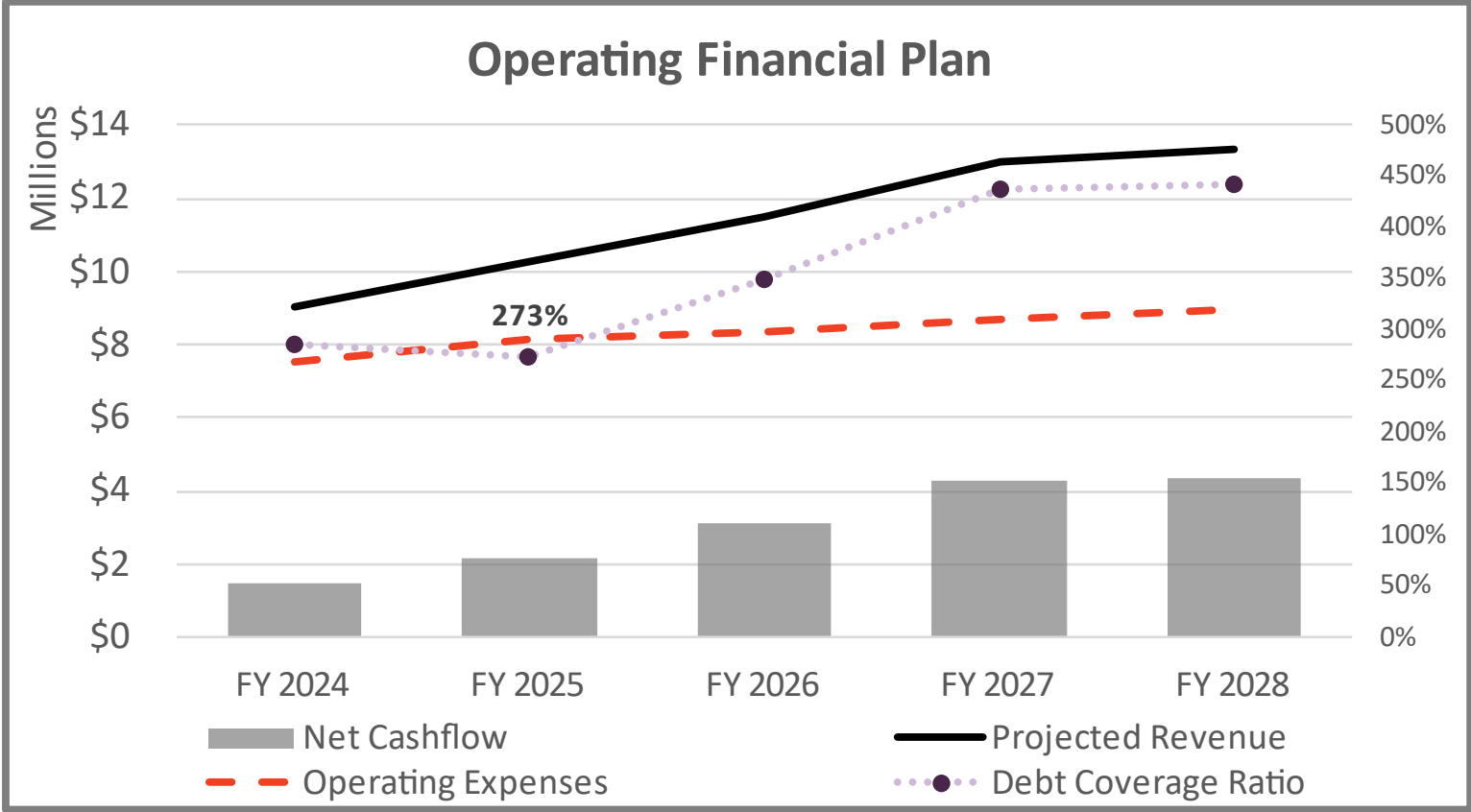
Proposed Wastewater Financial Plan

FY 2024 – FY 2048

Revenue Adjustments:
 FY 2024 – FY 2028: 14%, 14%, 14%, 14%, 3%

Proposed Financial Plan

- Positive Net Income
- Fully fund capital needs
 - \$35.8M over the next 5 years
- Issue debt to fund short-term capital
 - Allows rates to increase over time and transition to PAYGO funding
 - \$6M in FY 2024-25
 - Ensure ongoing debt coverage
- Meets Reserve during planning period



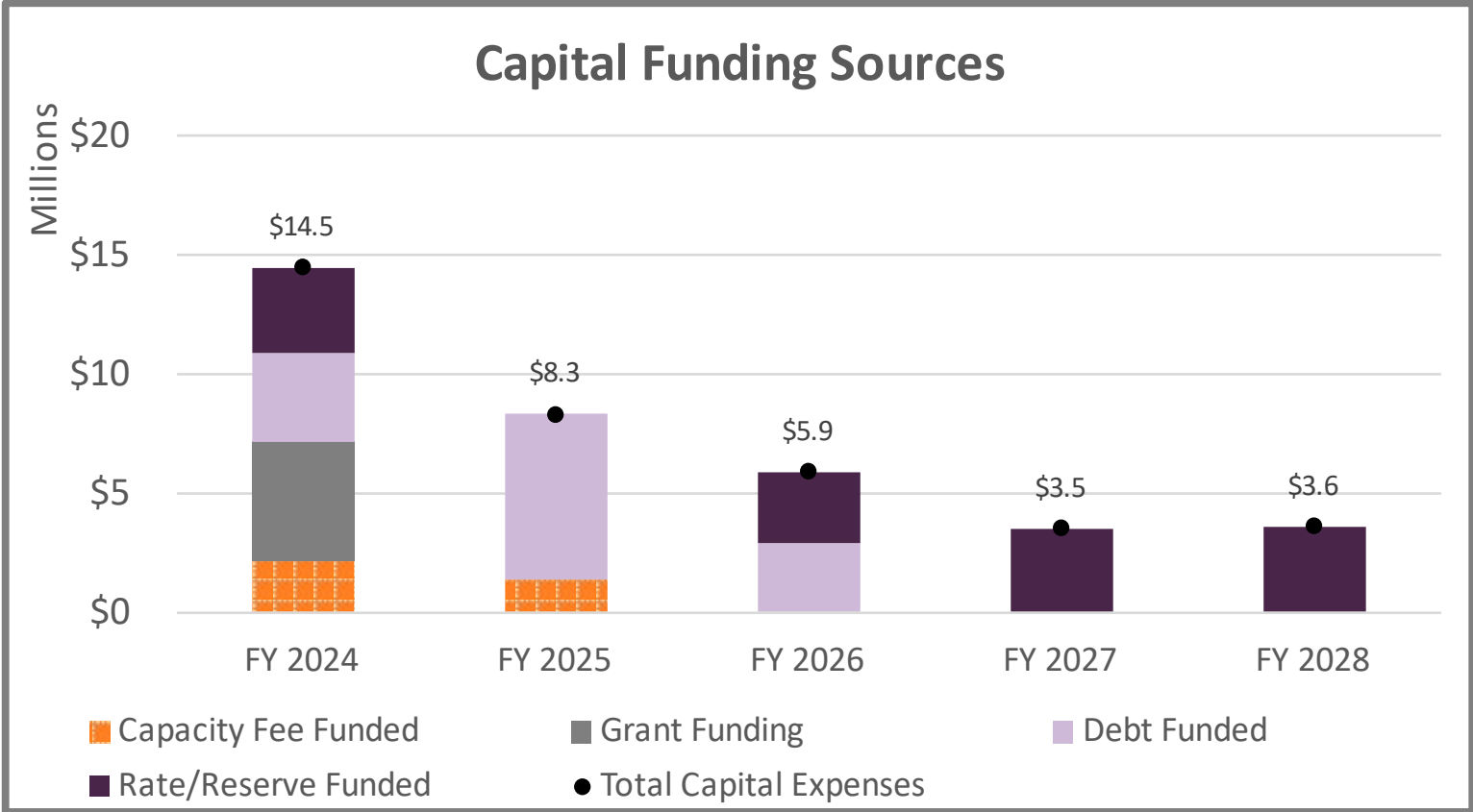
Proposed Wastewater Financial Plan

FY 2024 – FY 2048

Revenue Adjustments:
 FY 2024 – FY 2028: 14%, 14%, 14%, 14%, 3%

Proposed Financial Plan

- Positive Net Income
- Fully fund capital needs
 - \$35.8M over the next 5 years
- Issue debt to fund short-term capital
 - Allows rates to increase over time and transition to PAYGO funding
 - \$6M in FY 2024-25
 - Ensure ongoing debt coverage
- Meets Reserve during planning period



Proposed Wastewater Financial Plan

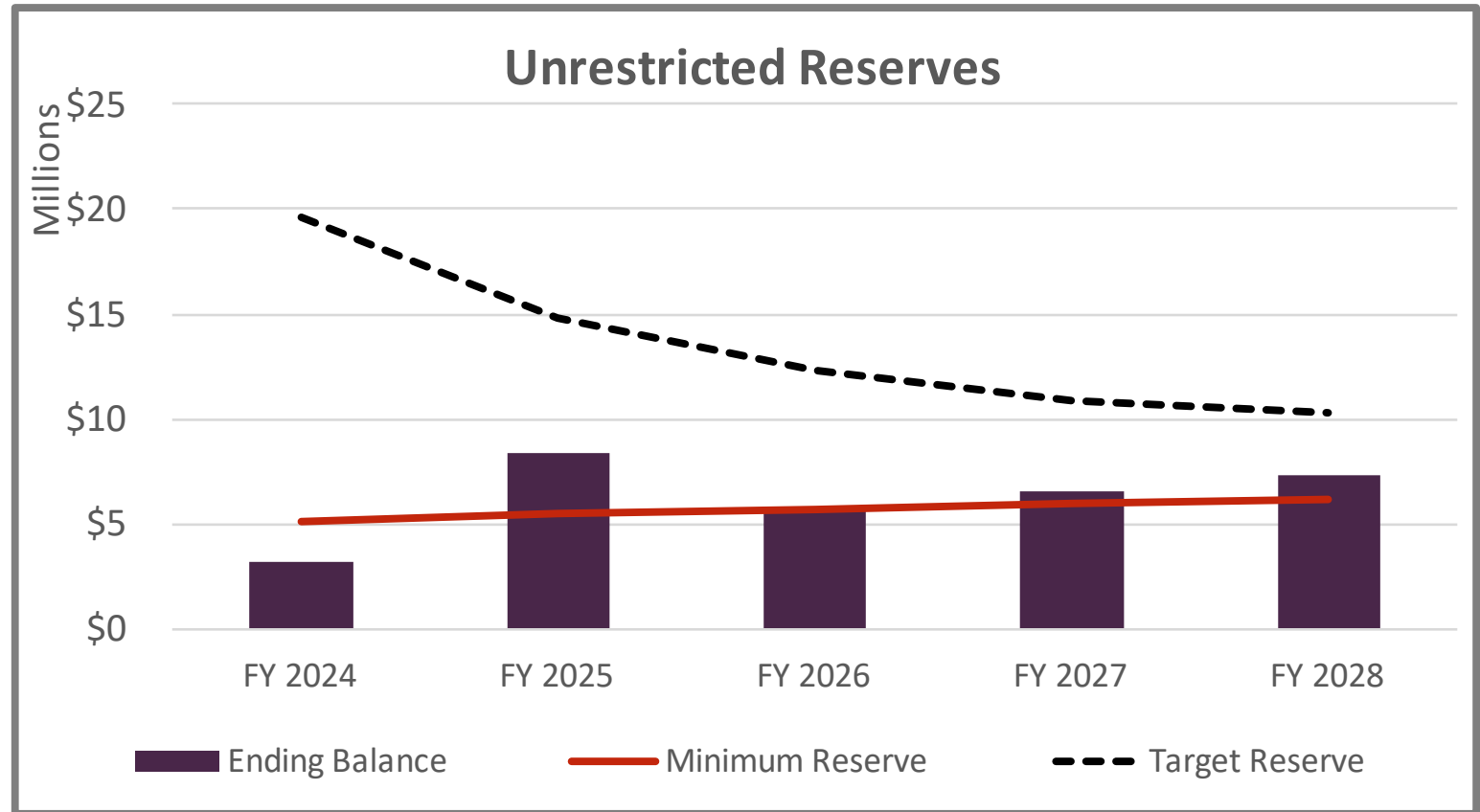
FY 2024 – FY 2048

Revenue Adjustments:

FY 2024 – FY 2028: 14%, 14%, 14%, 14%, 3%

Proposed Financial Plan

- Positive Net Income
- Fully fund capital needs
 - \$35.8M over the next 5 years
- Issue debt to fund short-term capital
 - Allows rates to increase over time and transition to PAYGO funding
 - \$6M in FY 2024-25
 - Ensure ongoing debt coverage
- Meets Reserve during planning period



Wastewater Enterprise

Cost-of-Service and Proposed Rates



Calaveras County
Water District

Wastewater Revenue Requirements

	FY 2024	FY 2025	FY 2026	FY 2027	FY 2028
Revenue Requirements	Total	Total	Total	Total	Total
Operating Expenses					
Non-Departmental (50)	\$396,000	\$414,000	\$433,000	\$453,000	\$473,000
Utility Services (54)	\$3,895,000	\$3,932,000	\$4,105,000	\$4,306,000	\$4,496,000
General Management (56)	\$360,000	\$377,000	\$395,000	\$413,000	\$432,000
Board of Directors (57)	\$51,000	\$53,000	\$55,000	\$57,000	\$59,000
Engineering/Technical Services (58)	\$453,000	\$473,000	\$495,000	\$518,000	\$541,000
Administrative Services (59)	\$574,000	\$562,000	\$587,000	\$613,000	\$640,000
Water Resources (60)	\$424,000	\$441,000	\$459,000	\$478,000	\$498,000
Treatment	\$378,000	\$395,000	\$413,000	\$431,000	\$450,000
Total Operating Expenses	\$6,531,000	\$6,647,000	\$6,942,000	\$7,269,000	\$7,589,000
Debt Service					
Series 2019 Taxable Revenue Refunding Loan (Umpqua UAL)	\$158,612	\$154,909	\$151,206	\$147,173	\$143,151
2022 Sewer CIP Loan	\$753,168	\$752,920	\$753,256	\$753,144	\$753,584
2020 VacCon Loan (VacCon Truck #1)	\$33,771	\$8,443	\$0	\$0	\$0
2020 VacCon Loan (VacCon Truck #2)	\$33,462	\$33,465	\$16,731	\$0	\$0
SEWD (New Hogan)	\$20,620	\$20,621	\$0	\$0	\$0
New/Proposed Debt	\$0	\$501,694	\$501,694	\$501,694	\$501,694
Total Debt Service	\$999,634	\$1,472,051	\$1,422,887	\$1,402,011	\$1,398,429
Other Funding					
<i>Revenue Offsets</i>					
Operating Revenues	(\$134,000)	(\$134,000)	(\$134,000)	(\$134,000)	(\$134,000)
Other Revenues	(\$1,214,000)	(\$1,214,000)	(\$1,217,000)	(\$1,239,000)	(\$1,246,000)
Subtotal Revenue Offsets	(\$1,348,000)	(\$1,348,000)	(\$1,351,000)	(\$1,373,000)	(\$1,380,000)
<i>Adjustments</i>					
Reserve Funding	\$1,479,366	\$2,145,949	\$3,151,113	\$4,289,989	\$4,327,571
Adjustment for Mid-Year Increase	\$160,000	\$0	\$0	\$0	\$0
Subtotal Adjustments	\$1,639,366	\$2,145,949	\$3,151,113	\$4,289,989	\$4,327,571
Revenue Requirement from Rates	\$7,822,000	\$8,917,000	\$10,165,000	\$11,588,000	\$11,935,000

Proposed Five-Year EDU Charge Schedule

FY 2024 – FY 2028

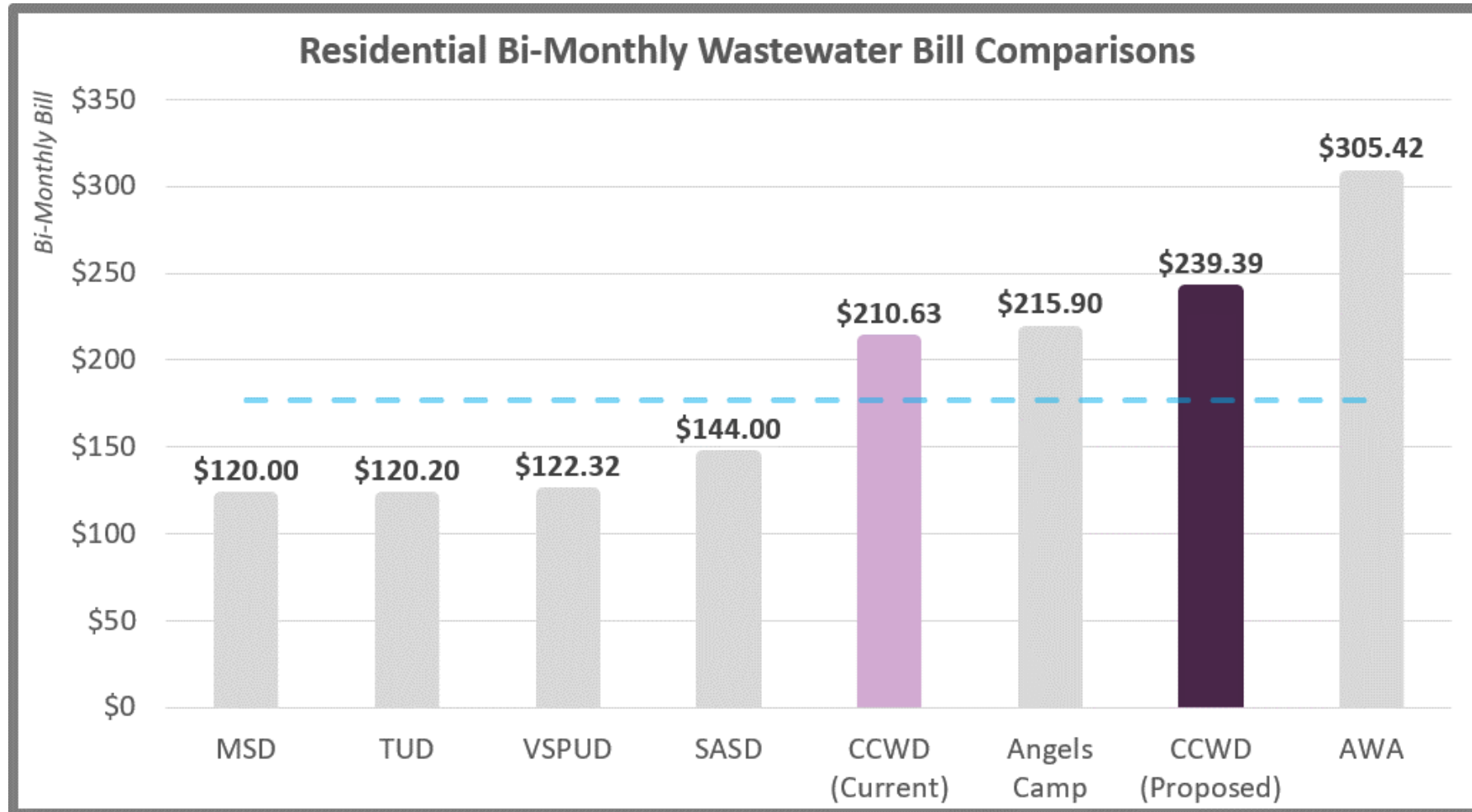
Total Fixed Charges (\$/Bi-Month/EDU)							
Customer Class	EDUs	Current	FY 2024	FY 2025	FY 2026	FY 2027	FY 2028
Residential	4,711	\$210.63	\$239.39	\$272.90	\$311.09	\$354.64	\$365.26
Non-Residential	735	\$206.18	\$239.39	\$272.90	\$311.09	\$354.64	\$365.26

**EDU = Equivalent Dwelling Unit*

The charge per EDU should be the same.
Commercial accounts are assigned more
EDUs based on their type of use.

Wastewater Rate Survey – Bi-Monthly Comparison

Single-Family Residential (1 EDU)



Next Steps

Upcoming Tasks

- July 12th: Rate Workshop
- July 13th – July 24th: Draft Report
- July 24th: Mail Prop. 218 Notice
- Sept 13th: Public Hearing
- Oct 16th: Implementation date of proposed rates

Habib Isaac

IB Consulting

Principal | Managing Partner

Phone: 951-595-9354 | Email: hisaac@IBConsultingInc.com

Andrea Boehling

IB Consulting

Principal | Managing Partner


Phone: 615-870-9371 | Email: aboehling@IBConsultingInc.com

Lauren Demine

IB Consulting

Sr. Consultant

Phone: 909-702-9372 | Email: ldemine@IBConsultingInc.com



C O N S U L T I N G

Item 4c

Agenda Item

DATE: July 26, 2023

TO: Michael Minkler, General Manager

FROM: Damon Wyckoff, Director of Operations

SUBJECT: Presentation on the District's Recent Past and Present Grant-Funded Projects and the Status of Current Grant Applications

RECOMMENDED ACTION:

None. Discussion only.

SUMMARY:

The District has always kept a concerted focus toward acquiring grant funds to complete projects. The use of grant funds to complete projects helps the District stretch every dollar and maximize the replacement of aged and failing infrastructure.

The review of applicable grant opportunities is a constant effort. Grant opportunity tracking and application completion has historically been the responsibility of the Engineering Department and its Consultants. In the recent past, the External Affairs Manager held the responsibility. Moving forward Grants application and management will return to the Engineering Team. Regardless of area of responsibility, assessing, applying for, and maintaining grants requires the help of all CCWD Departments. Ultimately, it is a District-wide effort.

It is helpful for CCWD to periodically review the status of Grants Management. The associated presentation provides detailed insight. However, In the Past twelve years the District successfully secured and completed ten grant-funded projects at a value of just under 15 million dollars. The District is currently in some form of completion of eight other projects at a value of just over 17.6 million dollars while awaiting grant funding awards for four more projects totaling 25.6 million dollars.

FINANCIAL CONSIDERATIONS:

Since 2011, CCWD has applied for and was successfully awarded funding for 18 projects with a total value of \$32,622,854.21. the District Currently has four applications pending determination of award that have a total value of \$25,610,000. The total value of these projects is \$58,232,854.21